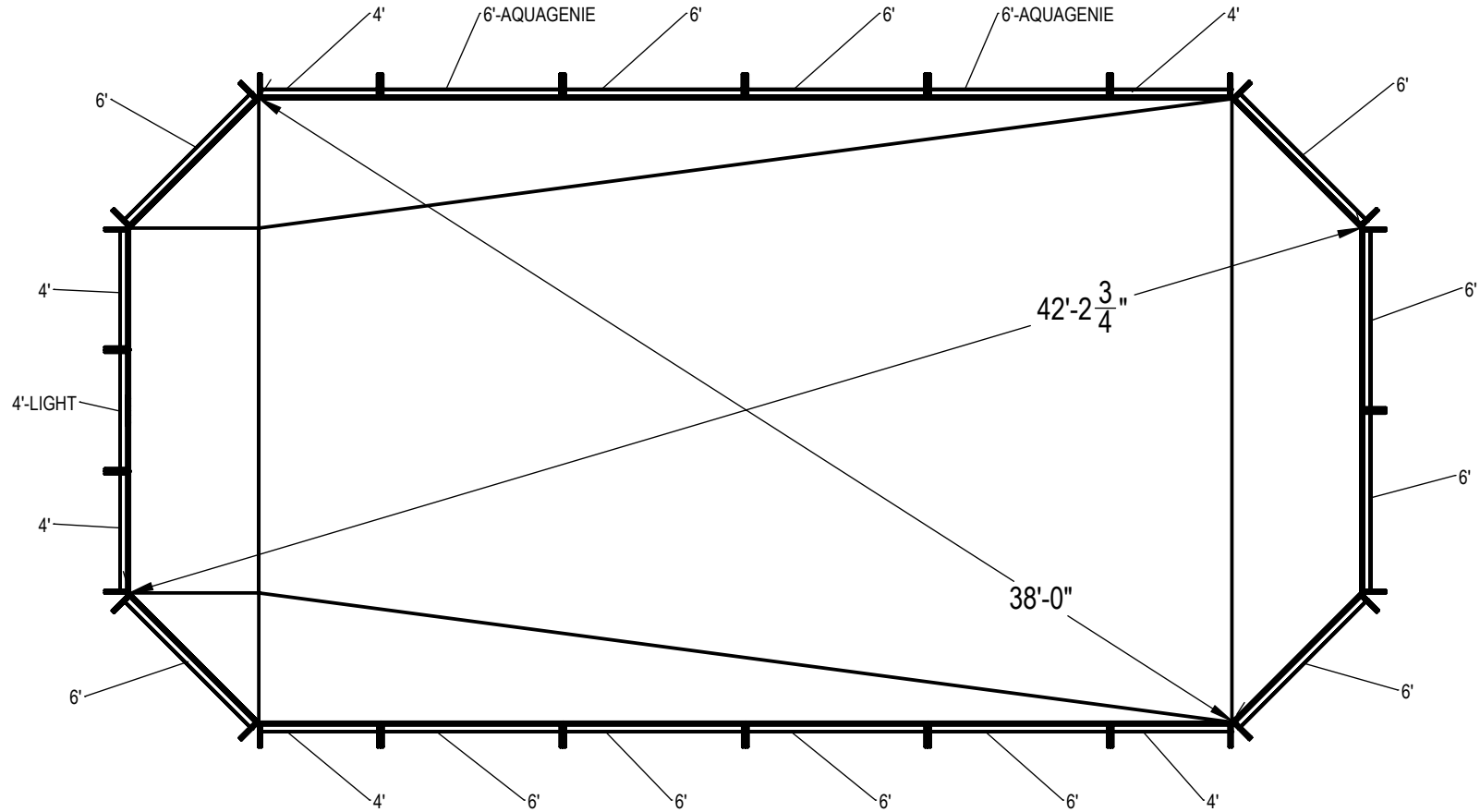


| REVISION HISTORY |   |            |        |            |
|------------------|---|------------|--------|------------|
| REV.             | DESCRIPTION                                 | DATE       | ECO    | BY         |
| A                | RELEASED FOR PRODUCTION                     | 11/12/2013 | NONE   | RCOLBOCH   |
| B                | UPDATED TAG DATA TO INCLUDE COPING LENGTHS. | 1/8/2015   | 391702 | JBOSSERDET |

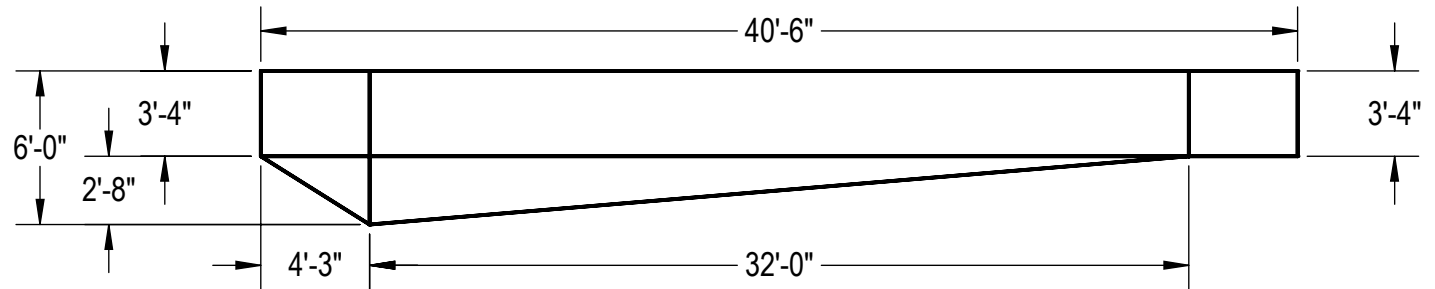
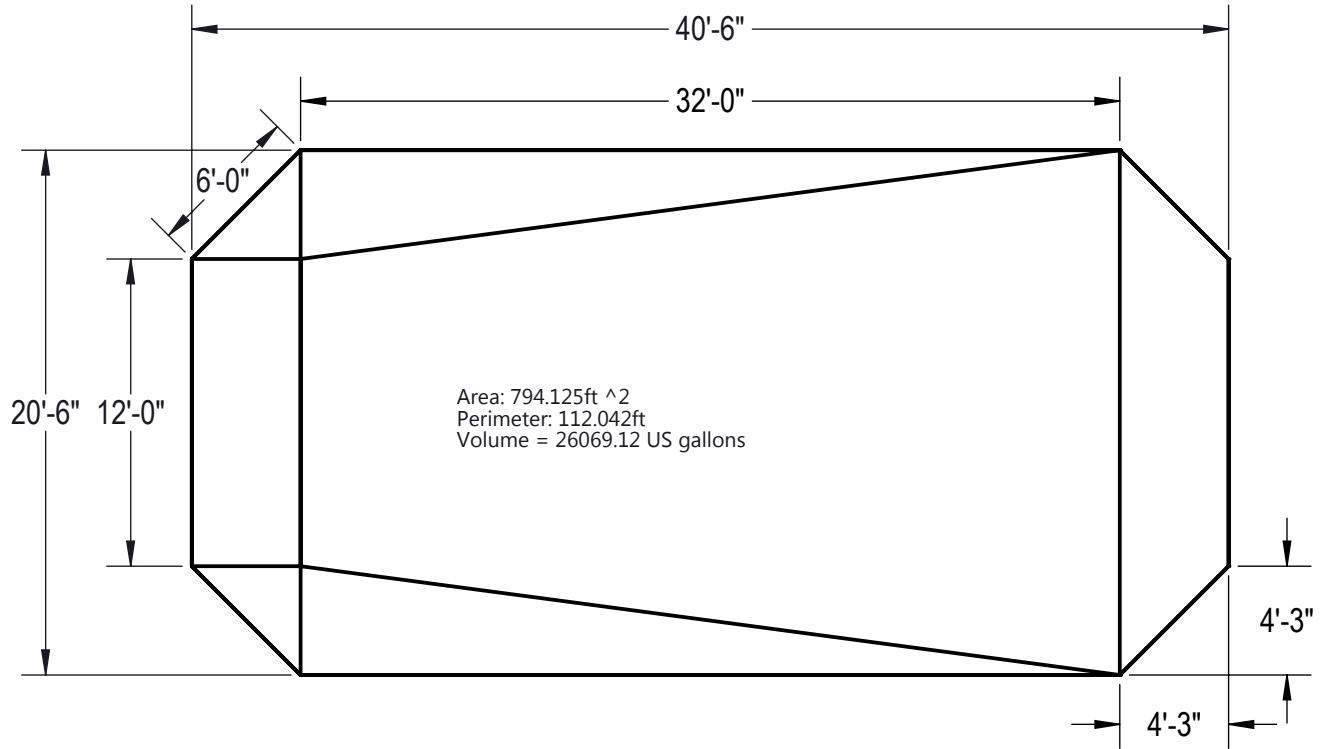
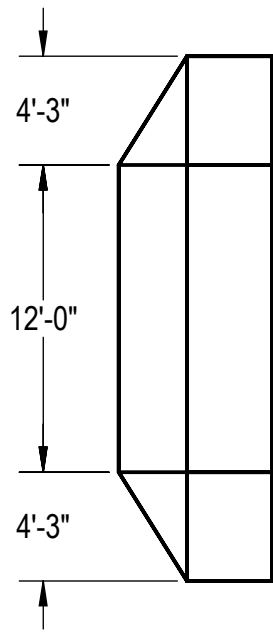


**NOTES:**

- THESE ARE FINISHED DIMENSIONS READY FOR THE LINER.
  - DIMENSIONS ARE FROM INSIDE POOL PANELS.
  - THE IDEAL WATER LEVEL SHOULD BE TO THE MIDDLE OF THE SKIMMER OPENING(S).
- EXCAVATION NOTES:**
- ROUGH EXCAVATION SHOULD BE 2" DEEPER IN EACH INSTANCE.
  - SOIL TO HAVE MINIMUM BEARING CAPACITY OF 1500 PSF.
  - LOCATE TOP OF POOL AT LEAST 6" ABOVE THE SURROUNDING LAND ELEVATION.
  - SEE "OVER DIG DETAIL" FOR EXCAVATION AROUND POOL.
  - FILL VOIDS UNDER BASE OF PANELS AND TAMP WELL.
  - BACK FILL WITH NON-EXPANSIVE MATERIAL.
  - ANSI / APSP / ICC-5 FOR RESIDENTIAL POOLS, 2003-2007 BOCA CODE SECTION 421.
- IMPORTANT NOTES:**
- THIS DOCUMENT IS FOR ILLUSTRATIVE PURPOSES ONLY. THE DEALER OR CONTRACTOR WHO SELLS OR INSTALLS YOUR POOL IS AN INDEPENDENT CONTRACTOR AND IS NOT AN AGENT OF THE MANUFACTURER. THE CONSTRUCTION METHODS ILLUSTRATED HERE ARE SUGGESTIONS AND APPLY ONLY TO NORMAL GROUND CONDITIONS. THERE MAY BE ADDITIONAL PRECAUTIONS AND/OR METHODS OF CONSTRUCTION. PROPER INSTALLATION IS THE RESPONSIBILITY OF THE DEALER/BUILDER/CONTRACTOR.

| ITEM | FILE NAME                      | DESCRIPTION                                 | CUSTOMER DRAWING # | VENDOR PART # | QTY. | VENDOR NAME | MATERIAL           |
|------|--------------------------------|---|--------------------|---------------|------|-------------|--------------------|
| 1    | BRACE                          | BRACE, 4 TAB, HYDRA - 100 SERIES            | HP199              | HP199         | 21   | HYDRA POOLS | PS                 |
| 2    | PANEL, 4' LONG                 | PANEL, 4' LONG - 100 SERIES                 | HP104              | HP104         | 6    | HYDRA POOLS | PS                 |
| 3    | PANEL, 4' LONG WITH LIGHT      | PANEL, 4' LONG WITH LIGHT - 100 SERIES      | HP104L             | HP104L        | 1    | HYDRA POOLS | PS                 |
| 4    | PANEL, 6' LONG                 | PANEL, 6' LONG - 100 SERIES                 | HP106              | HP106         | 12   | HYDRA POOLS | PS                 |
| 5    | PANEL, 6' LONG WITH AQUA GENIE | PANEL, 6' LONG WITH AQUA GENIE - 100 SERIES | HP106A             | HP106A        | 2    | HYDRA POOLS | PS                 |
| 6    | BRACE, STEEL CORNER, 45° HYDRA | WEDGE, POLYMER CORNER, 45° HYDRA            | HP213              | HP213         | 8    | HYDRA POOLS | G-235, 14 GA, CS-B |

|  |                   |   |                  |                    |  |
|--|-------------------|---|------------------|--------------------|--|
| ENGINEERING DRAWING NUMBER:<br><b>00004531</b> | WEIGHT:           | <b>UNLESS OTHERWISE SPECIFIED</b><br>DIMENSIONS ARE IN INCHES<br>TOLERANCES<br>DECIMALS: X ± .1<br>XX ± .01<br>XXX ± .001<br>XXXX ± .0005<br><br>ANGULAR: X ± 0.5<br>THIRD ANGLE PROJECTION | DESIGNED BY:     | CREATION DATE:     | <b>HYDRA POOLS</b><br><br><b>LAYOUT, 20'-6" X 40'-6", WEDGE BOTTOM, GRECIAN, 6' DEEP, 100 SERIES</b> |
|  | VOLUME:           |   | RCOLBOCH         | 5/29/2013          |  |
|  | Inch <sup>3</sup> |   | DETAILED BY:     | DETAILED DATE:     |  |
|  | COLOR:            |   | JBOSSERDET       | 10/5/2012          |  |
|  | HEAT TREAT:       |   | LAST REVISED BY: | LAST REVISED DATE: |  |
|  | FINISH:           |   | Jbosserdet       | 1/8/2015           |  |
| TEXTURE:                                       | MATERIAL:         |   |                  |                    |  |
|  |                   |   |                  |                    | PART NUMBER:<br><b>10242</b>   |
|  |                   |   |                  |                    | SCALE:<br>1:128  |
|  |                   |   |                  |                    | SHEET:<br>1 OF 2   |
|  |                   |   |                  |                    | SIZE:<br><b>A</b>  |



**NOTES:**

1. THESE ARE FINISHED DIMENSIONS READY FOR THE LINER.
2. DIMENSIONS ARE FROM INSIDE POOL PANELS.
3. THE IDEAL WATER LEVEL SHOULD BE TO THE MIDDLE OF THE SKIMMER OPENING(S).

**EXCAVATION NOTES:**

4. ROUGH EXCAVATION SHOULD BE 2" DEEPER IN EACH INSTANCE.
5. SOIL TO HAVE MINIMUM BEARING CAPACITY OF 1500 PSF.
6. LOCATE TOP OF POOL AT LEAST 6" ABOVE THE SURROUNDING LAND ELEVATION.
7. SEE "OVER DIG DETAIL" FOR EXCAVATION AROUND POOL.
8. FILL VOIDS UNDER BASE OF PANELS AND TAMP WELL.
9. BACK FILL WITH NON-EXPANSIVE MATERIAL.
10. ANSI / APSP / ICC-5 FOR RESIDENTIAL POOLS, 2003-2007 BOCA CODE SECTION 421.

**IMPORTANT NOTES:**

11. THIS DOCUMENT IS FOR ILLUSTRATIVE PURPOSES ONLY. THE DEALER OR CONTRACTOR WHO SELLS OR INSTALLS YOUR POOL IS AN INDEPENDENT CONTRACTOR AND IS NOT AN AGENT OF THE MANUFACTURER. THE CONSTRUCTION METHODS ILLUSTRATED HERE ARE SUGGESTIONS AND APPLY ONLY TO NORMAL GROUND CONDITIONS. THERE MAY BE ADDITIONAL PRECAUTIONS AND/OR METHODS OF CONSTRUCTION. PROPER INSTALLATION IS THE RESPONSIBILITY OF THE DEALER/BUILDER/CONTRACTOR.

|  |                   |   |              |                  |                    |  |  |
|--|-------------------|---|--------------|------------------|--------------------|--|--|
| ENGINEERING DRAWING NUMBER:<br><b>00004531</b> | WEIGHT:           | <b>UNLESS OTHERWISE SPECIFIED</b><br>DIMENSIONS ARE IN INCHES<br>TOLERANCES<br>DECIMALS: X ± .1<br>XX ± .01<br>XXX ± .001<br>XXXX ± .0005<br><br>ANGULAR: X ± 0.5<br>THIRD ANGLE PROJECTION<br> | DESIGNED BY: | CREATION DATE:   | <b>HYDRA POOLS</b> |  |  |
|  | lbs               |   | RCOLBOCH     | 4/25/2013        |                    |  |  |
|  | VOLUME:           |   |              | DETAILED BY:     | DETAILED DATE:     | TITLE:<br><b>LAYOUT, 20'-6" X 40'-6", WEDGE<br/>         BOTTOM, GRECIAN, 6' DEEP, 100<br/>         SERIES</b> |  |
|  | Inch <sup>3</sup> |   |              | JBOSSERDET       | 10/5/2012          |  |  |
|  | COLOR:            |   |              | LAST REVISED BY: | LAST REVISED DATE: |  |  |
| NA   |                   | jbosserdet  | 1/8/2015     | <b>10242</b>     | 1:128              | A  |  |
| HEAT TREAT:                                    |                   | MATERIAL:   |              |                  | SHEET:             |  |  |
| NA   |                   |   |              |                  | 2 OF 2             |  |  |
| FINISH:  |                   |   |              |                  |                    |  |  |
| NA   |                   |   |              |                  |                    |  |  |
| TEXTURE:                                       |                   |   |              |                  |                    |  |  |
| NA   |                   |   |              |                  |                    |  |  |