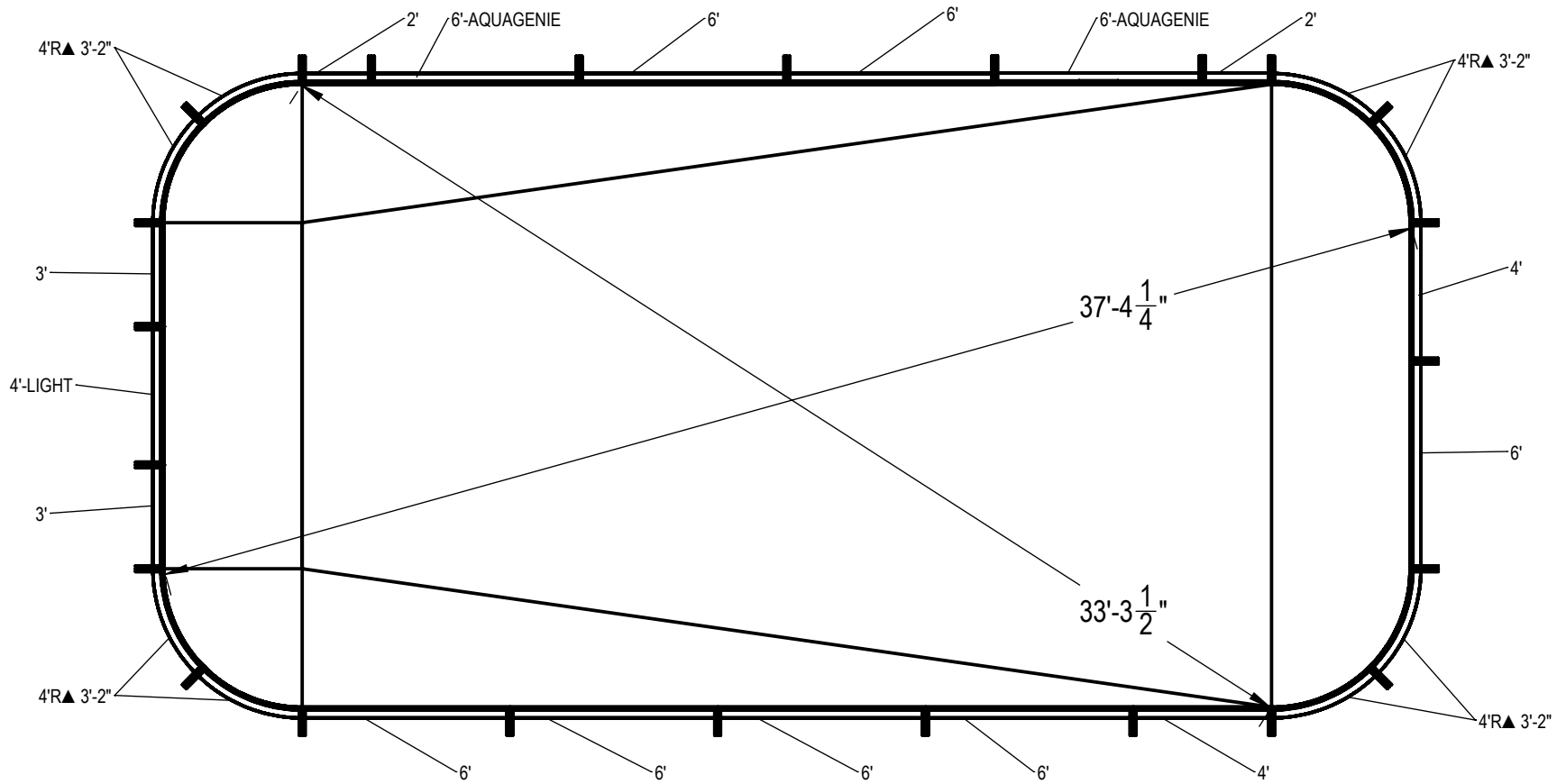


REVISION HISTORY				
REV.	DESCRIPTION	DATE	ECO	BY
B	RELEASED FOR PRODUCTION	10/28/2013	NONE	RCOLBOCH
C	ADDED AQUA GENIE	05/06/14	NONE	RCOLBOCH
D	UPDATED TAG DATA TO INCLUDE COPING LENGTHS.	1/6/2015	391702	JBOSSERDET



NOTES:

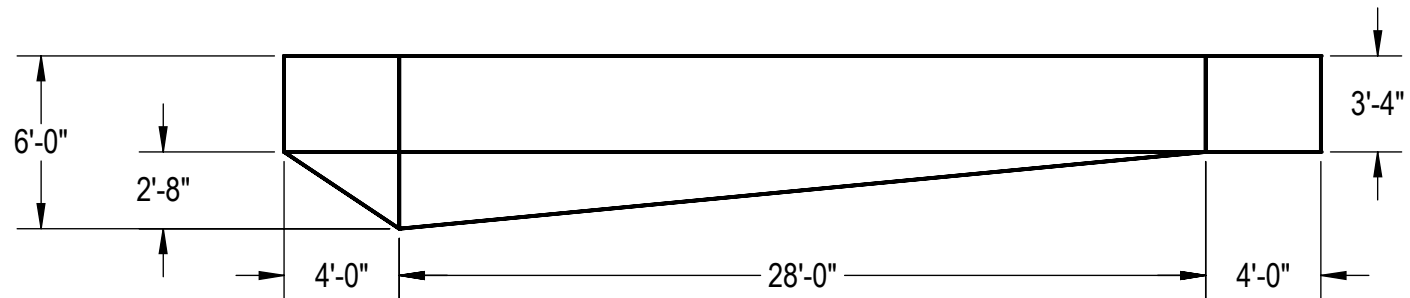
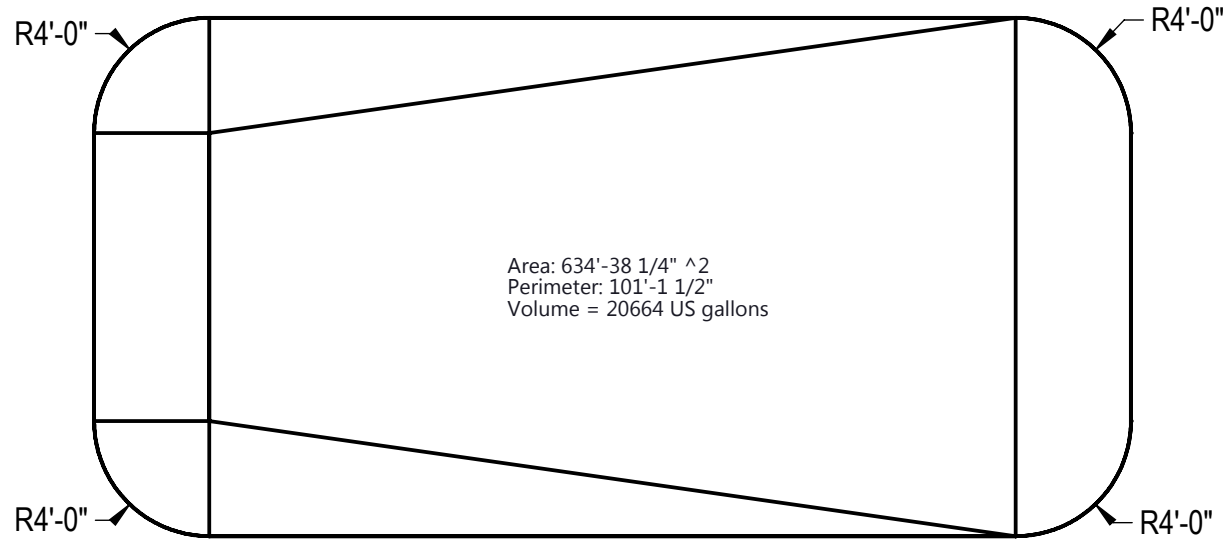
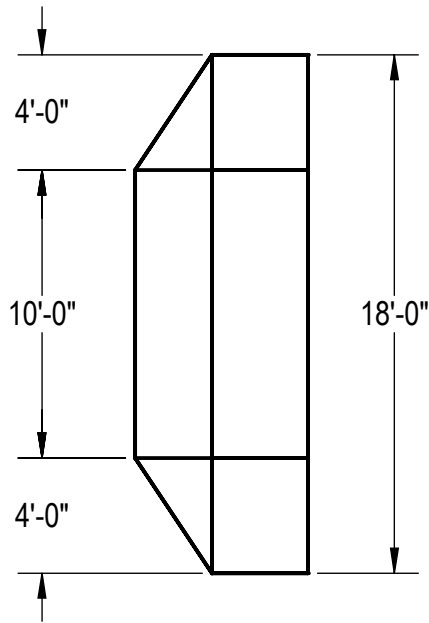
- THESE ARE FINISHED DIMENSIONS READY FOR THE LINER.
 - DIMENSIONS ARE FROM INSIDE POOL PANELS.
 - THE IDEAL WATER LEVEL SHOULD BE TO THE MIDDLE OF THE SKIMMER OPENING(S).
- EXCAVATION NOTES:**
- ROUGH EXCAVATION SHOULD BE 2" DEEPER IN EACH INSTANCE.
 - SOIL TO HAVE MINIMUM BEARING CAPACITY OF 1500 PSF.
 - LOCATE TOP OF POOL AT LEAST 6" ABOVE THE SURROUNDING LAND ELEVATION.
 - SEE "OVER DIG DETAIL" FOR EXCAVATION AROUND POOL.
 - FILL VOIDS UNDER BASE OF PANELS AND TAMP WELL.
 - BACK FILL WITH NON-EXPANSIVE MATERIAL.
 - ANSI / APSP / ICC-5 FOR RESIDENTIAL POOLS, 2003-2007 BOCA CODE SECTION 421.

IMPORTANT NOTES:

- THIS DOCUMENT IS FOR ILLUSTRATIVE PURPOSES ONLY. THE DEALER OR CONTRACTOR WHO SELLS OR INSTALLS YOUR POOL IS AN INDEPENDENT CONTRACTOR AND IS NOT AN AGENT OF THE MANUFACTURER. THE CONSTRUCTION METHODS ILLUSTRATED HERE ARE SUGGESTIONS AND APPLY ONLY TO NORMAL GROUND CONDITIONS. THERE MAY BE ADDITIONAL PRECAUTIONS AND/OR METHODS OF CONSTRUCTION. PROPER INSTALLATION IS THE RESPONSIBILITY OF THE DEALER/BUILDER/CONTRACTOR.

ITEM	FILE NAME	DESCRIPTION	CUSTOMER DRAWING #	VENDOR PART #	QTY.	VENDOR NAME	MATERIAL
1	BRACE	BRACE, 4 TAB, HYDRA - 100 SERIES	HP199	HP199	24	HYDRA POOLS	PS
2	PANEL, 2' LONG	PANEL, 2' LONG - 100 SERIES	HP102	HP102	2	HYDRA POOLS	PS
3	PANEL, 3' LONG	PANEL, 3' LONG - 100 SERIES	HP103	HP103	2	HYDRA POOLS	PS
4	PANEL, 4' LONG	PANEL, 4' LONG - 100 SERIES	HP104	HP104	2	HYDRA POOLS	PS
5	PANEL, 4' LONG WITH LIGHT	PANEL, 4' LONG WITH LIGHT - 100 SERIES	HP104L	HP104L	1	HYDRA POOLS	PS
6	PANEL, 4' RADIUS	PANEL, 4' RADIUS - 100 SERIES	HP154	HP154	8	HYDRA POOLS	PS
7	PANEL, 6' LONG	PANEL, 6' LONG - 100 SERIES	HP106	HP106	7	HYDRA POOLS	PS
8	PANEL, 6' LONG WITH AQUA GENIE	PANEL, 6' LONG WITH AQUA GENIE - 100 SERIES	HP106A	HP106A	2	HYDRA POOLS	PS

ENGINEERING DRAWING NUMBER: 00004363	WEIGHT: lbs	UNLESS OTHERWISE SPECIFIED DIMENSIONS ARE IN INCHES TOLERANCES DECIMALS: X ± .1 XX ± .01 XXX ± .001 XXXX ± .0005 ANGULAR: X ± 0.5 THIRD ANGLE PROJECTION	DESIGNED BY: RCOLBOCH	CREATION DATE: 4/25/2013	HYDRA POOLS LAYOUT, 18' X 36', RECTANGLE, WEDGE BOTTOM, 4' RADIUS, 6' DEEP, 100 SERIES	
	VOLUME: Inch ³		DETAILED BY: JBOSSERDET	DETAILED DATE: 10/5/2012		
	COLOR: NA		LAST REVISED BY: jbossdet	LAST REVISED DATE: 1/6/2015		
	HEAT TREAT: NA		TITLE:			
FINISH: NA	PART NUMBER:		10147		SCALE: 1:96	SIZE: A
TEXTURE: NA					SHEET: 1 OF 2	



NOTES:

1. THESE ARE FINISHED DIMENSIONS READY FOR THE LINER.
2. DIMENSIONS ARE FROM INSIDE POOL PANELS.
3. THE IDEAL WATER LEVEL SHOULD BE TO THE MIDDLE OF THE SKIMMER OPENING(S).

EXCAVATION NOTES:

4. ROUGH EXCAVATION SHOULD BE 2" DEEPER IN EACH INSTANCE.
5. SOIL TO HAVE MINIMUM BEARING CAPACITY OF 1500 PSF.
6. LOCATE TOP OF POOL AT LEAST 6" ABOVE THE SURROUNDING LAND ELEVATION.
7. SEE "OVER DIG DETAIL" FOR EXCAVATION AROUND POOL.
8. FILL VOIDS UNDER BASE OF PANELS AND TAMP WELL.
9. BACK FILL WITH NON-EXPANSIVE MATERIAL.
10. ANSI / APSP / ICC-5 FOR RESIDENTIAL POOLS, 2003-2007 BOCA CODE SECTION 421.

IMPORTANT NOTES:

11. THIS DOCUMENT IS FOR ILLUSTRATIVE PURPOSES ONLY. THE DEALER OR CONTRACTOR WHO SELLS OR INSTALLS YOUR POOL IS AN INDEPENDENT CONTRACTOR AND IS NOT AN AGENT OF THE MANUFACTURER. THE CONSTRUCTION METHODS ILLUSTRATED HERE ARE SUGGESTIONS AND APPLY ONLY TO NORMAL GROUND CONDITIONS. THERE MAY BE ADDITIONAL PRECAUTIONS AND/OR METHODS OF CONSTRUCTION. PROPER INSTALLATION IS THE RESPONSIBILITY OF THE DEALER/BUILDER/CONTRACTOR.

ENGINEERING DRAWING NUMBER: 00004363	WEIGHT:	UNLESS OTHERWISE SPECIFIED DIMENSIONS ARE IN INCHES TOLERANCES DECIMALS: X ± .1 XX ± .01 XXX ± .001 XXXX ± .0005 ANGULAR: X ± 0.5 THIRD ANGLE PROJECTION 	DESIGNED BY:	RCOLBOCH	CREATION DATE:	6/4/2013	HYDRA POOLS	
	VOLUME:		DETAILED BY:	JBOSSERDET	DETAILED DATE:	10/5/2012	LAYOUT, 18' X 36', RECTANGLE, WEDGE BOTTOM, 4' RADIUS, 6' DEEP, 100 SERIES	
	Inch ³		LAST REVISED BY:	jbosserdet	LAST REVISED DATE:	1/6/2015		
	COLOR:		MATERIAL:				PART NUMBER:	SCALE:
NA							1:96	A
NA							SHEET:	
NA							2 OF 2	
NA								
NA								