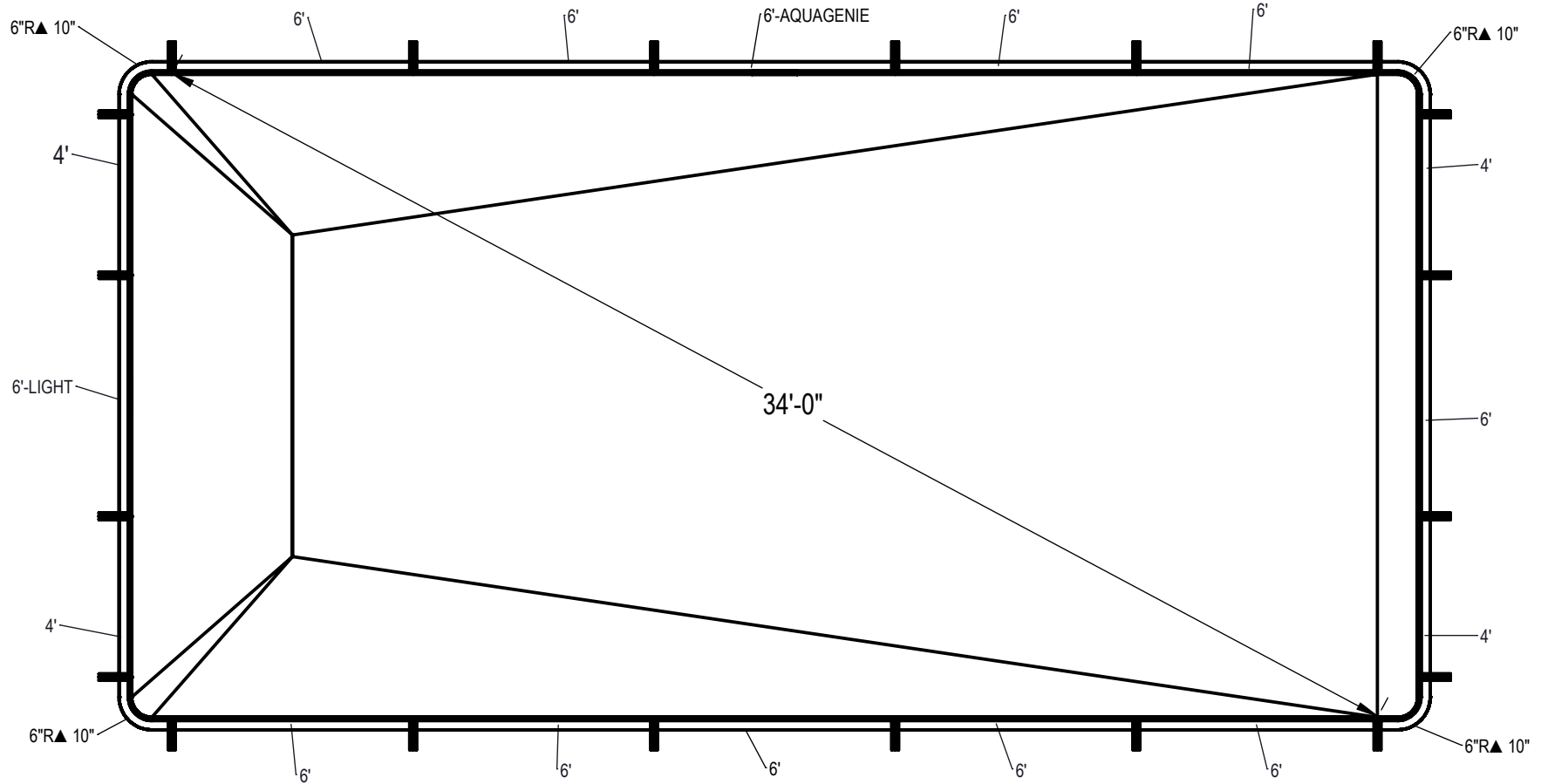


REVISION HISTORY				
REV.	DESCRIPTION	DATE	ECO	BY
B	RELEASED FOR PRODUCTION	10/17/2013	NONE	RCOLBOCH
C	UPDATED TAG DATA TO INCLUDE COPING LENGTHS.	12/23/2014	391702	JBOSSERDET

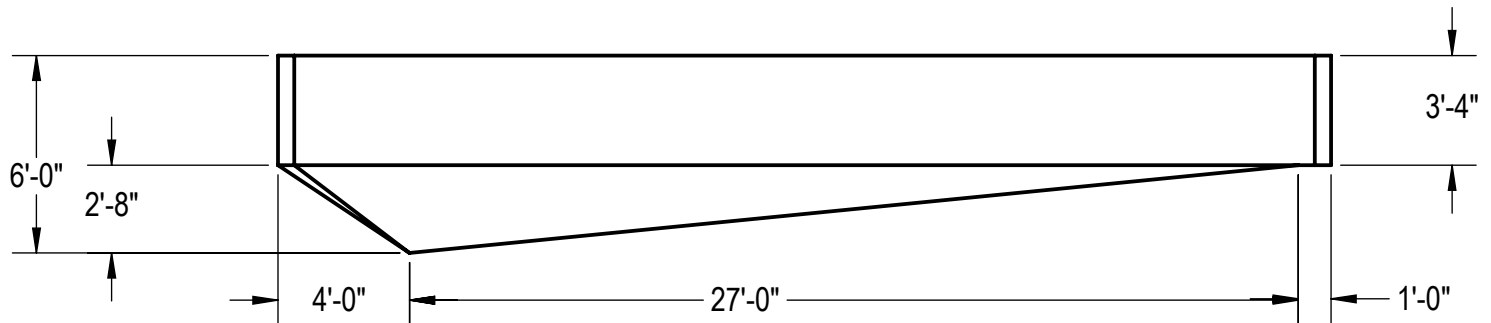
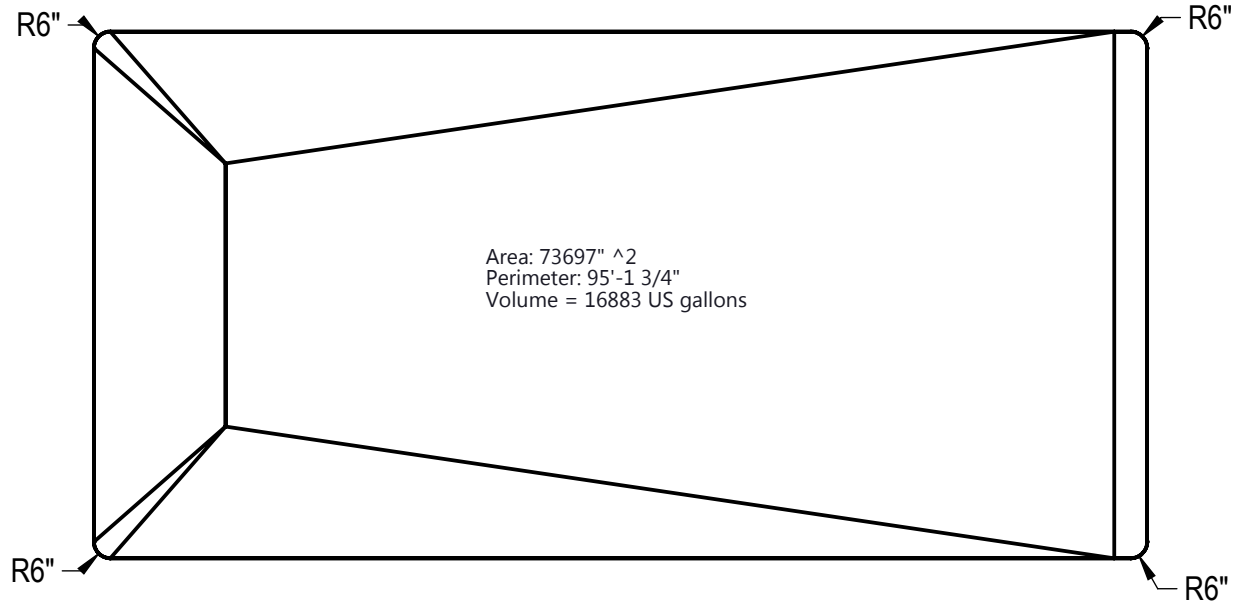
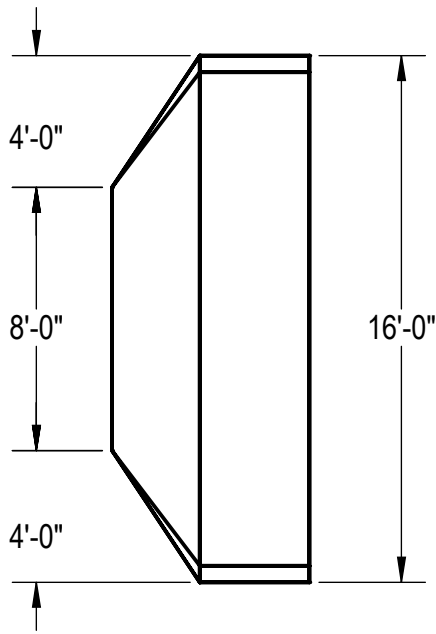


NOTES:

- THESE ARE FINISHED DIMENSIONS READY FOR THE LINER.
 - DIMENSIONS ARE FROM INSIDE POOL PANELS.
 - THE IDEAL WATER LEVEL SHOULD BE TO THE MIDDLE OF THE SKIMMER OPENING(S).
- EXCAVATION NOTES:**
- ROUGH EXCAVATION SHOULD BE 2' DEEPER IN EACH INSTANCE.
 - SOIL TO HAVE MINIMUM BEARING CAPACITY OF 1500 PSF.
 - LOCATE TOP OF POOL AT LEAST 6" ABOVE THE SURROUNDING LAND ELEVATION.
 - SEE "OVER DIG DETAIL" FOR EXCAVATION AROUND POOL.
 - FILL VOIDS UNDER BASE OF PANELS AND TAMP WELL.
 - BACK FILL WITH NON-EXPANSIVE MATERIAL.
 - ANSI / APSP / ICC-5 FOR RESIDENTIAL POOLS, 2003-2007 BOCA CODE SECTION 421.
- IMPORTANT NOTES:**
- THIS DOCUMENT IS FOR ILLUSTRATIVE PURPOSES ONLY. THE DEALER OR CONTRACTOR WHO SELLS OR INSTALLS YOUR POOL IS AN INDEPENDENT CONTRACTOR AND IS NOT AN AGENT OF THE MANUFACTURER. THE CONSTRUCTION METHODS ILLUSTRATED HERE ARE SUGGESTIONS AND APPLY ONLY TO NORMAL GROUND CONDITIONS. THERE MAY BE ADDITIONAL PRECAUTIONS AND/OR METHODS OF CONSTRUCTION. PROPER INSTALLATION IS THE RESPONSIBILITY OF THE DEALER/BUILDER/CONTRACTOR.

ITEM	FILE NAME	DESCRIPTION	CUSTOMER DRAWING #	VENDOR PART #	QTY.	VENDOR NAME	MATERIAL
1	BRACE	BRACE, 4 TAB, HYDRA - 100 SERIES	HP199	HP199	20	HYDRA POOLS	PS
2	PANEL, 4' LONG	PANEL, 4' LONG - 100 SERIES	HP104	HP104	4	HYDRA POOLS	PS
3	PANEL, 6" IN RADIUS, 6' IN X 6' IN	PANEL, 6" RADIUS - 100 SERIES	HP156	HP156	4	HYDRA POOLS	PS
4	PANEL, 6' LONG	PANEL, 6' LONG - 100 SERIES	HP106	HP106	10	HYDRA POOLS	PS
5	PANEL, 6' LONG WITH AQUA GENIE	PANEL, 6' LONG WITH AQUA GENIE - 100 SERIES	HP106A	HP106A	1	HYDRA POOLS	PS
6	PANEL, 6' LONG WITH LIGHT	PANEL, 6' LONG WITH LIGHT - 100 SERIES	HP106L	HP106L	1	HYDRA POOLS	PS

ENGINEERING DRAWING NUMBER: 00004204	WEIGHT:	UNLESS OTHERWISE SPECIFIED DIMENSIONS ARE IN INCHES TOLERANCES DECIMALS: X ± .1 XX ± .01 XXX ± .001 XXXX ± .0005 ANGULAR: X ± 0.5 THIRD ANGLE PROJECTION	DESIGNED BY:	RCOLBOCH	CREATION DATE:	6/3/2013	HYDRA POOLS LAYOUT, RECTANGLE, 16 X 32', WEDGE BOTTOM, 6' DEEP, 6" RADIUS, 100 SERIES	
	VOLUME:		DETAILED BY:	JBOSSERDET	DETAILED DATE:	10/5/2012		
	Inch ³		LAST REVISED BY:	jbosserdet	LAST REVISED DATE:	12/23/2014		
	COLOR:		MATERIAL:		PART NUMBER:		10121	
	HEAT TREAT:		SCALE:		SIZE:		A	
	FINISH:		1:96		SHEET:		1 OF 2	
TEXTURE:	1 OF 2							



NOTES:

1. THESE ARE FINISHED DIMENSIONS READY FOR THE LINER.
2. DIMENSIONS ARE FROM INSIDE POOL PANELS.
3. THE IDEAL WATER LEVEL SHOULD BE TO THE MIDDLE OF THE SKIMMER OPENING(S).

EXCAVATION NOTES:

4. ROUGH EXCAVATION SHOULD BE 2" DEEPER IN EACH INSTANCE.
5. SOIL TO HAVE MINIMUM BEARING CAPACITY OF 1500 PSF.
6. LOCATE TOP OF POOL AT LEAST 6" ABOVE THE SURROUNDING LAND ELEVATION.
7. SEE "OVER DIG DETAIL" FOR EXCAVATION AROUND POOL.
8. FILL VOIDS UNDER BASE OF PANELS AND TAMP WELL.
9. BACK FILL WITH NON-EXPANSIVE MATERIAL.
10. ANSI / APSP / ICC-5 FOR RESIDENTIAL POOLS, 2003-2007 BOCA CODE SECTION 421.

IMPORTANT NOTES:

11. THIS DOCUMENT IS FOR ILLUSTRATIVE PURPOSES ONLY. THE DEALER OR CONTRACTOR WHO SELLS OR INSTALLS YOUR POOL IS AN INDEPENDENT CONTRACTOR AND IS NOT AN AGENT OF THE MANUFACTURER. THE CONSTRUCTION METHODS ILLUSTRATED HERE ARE SUGGESTIONS AND APPLY ONLY TO NORMAL GROUND CONDITIONS. THERE MAY BE ADDITIONAL PRECAUTIONS AND/OR METHODS OF CONSTRUCTION. PROPER INSTALLATION IS THE RESPONSIBILITY OF THE DEALER/BUILDER/CONTRACTOR.

ENGINEERING DRAWING NUMBER: 00004204	WEIGHT:	UNLESS OTHERWISE SPECIFIED DIMENSIONS ARE IN INCHES TOLERANCES DECIMALS: X ± .1 XX ± .01 XXX ± .001 XXXX ± .0005 ANGULAR: X ± 0.5 THIRD ANGLE PROJECTION	DESIGNED BY:	CREATION DATE:	HYDRA POOLS
	VOLUME: Inch ³		RCOLBOCH	7/31/2013	
	COLOR:		DETAILED BY:	DETAILED DATE:	
	HEAT TREAT:		JBOSSERDET	10/5/2012	
NA FINISH:	LAST REVISED BY:	LAST REVISED DATE:	TITLE:	LAYOUT, RECTANGLE, 16 X 32', WEDGE BOTTOM, 6' DEEP, 6" RADIUS, 100 SERIES	
NA TEXTURE:	jbosserdet	12/23/2014	PART NUMBER:		
NA			MATERIAL:	10121	
				SHEET: 2 OF 2	