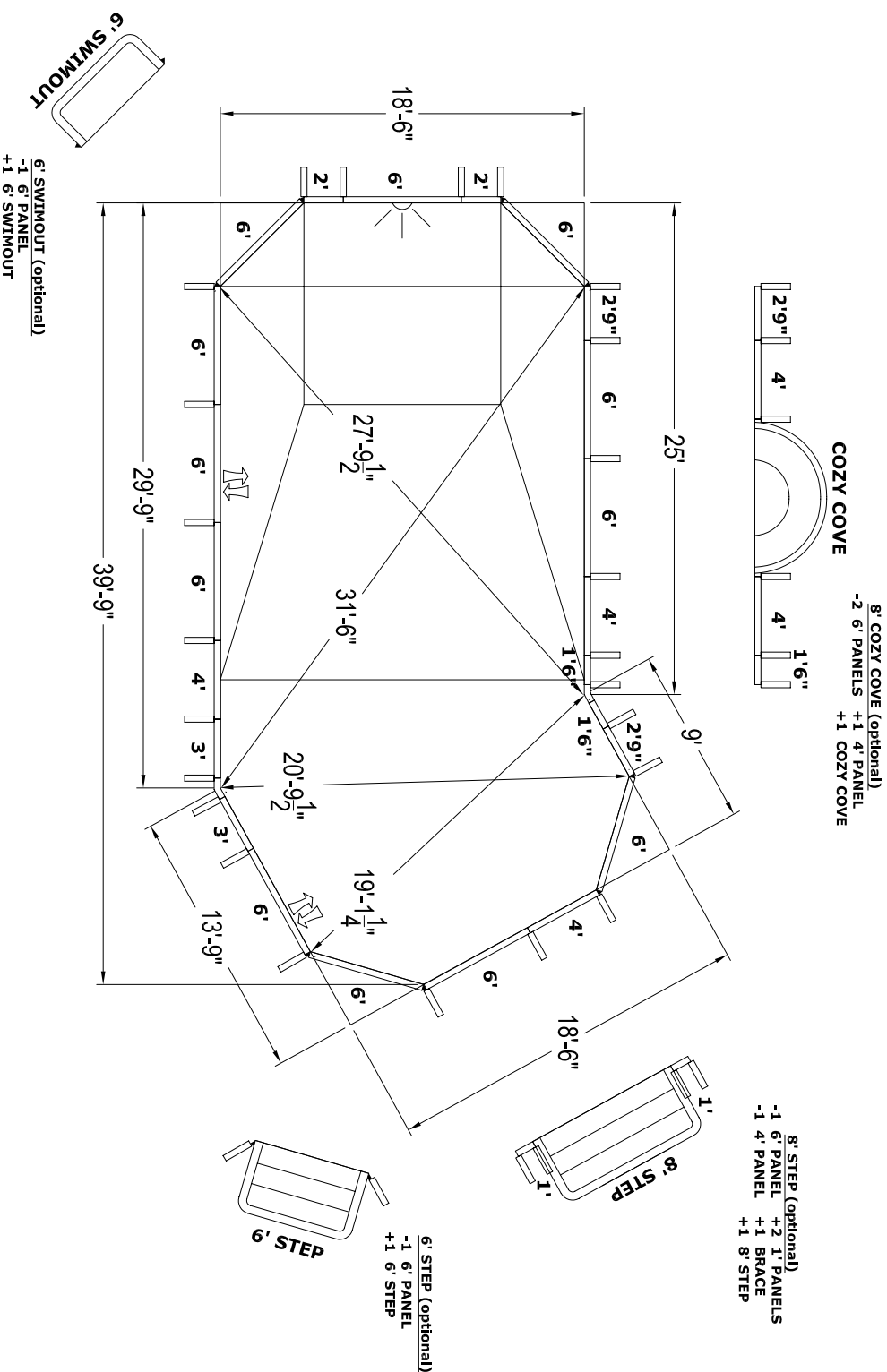


18'6" X 39'9" GRECIAN LAZY-ELL RIGHT

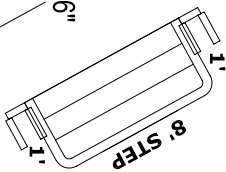


COZY COVE

8' COZY COVE (optional)
-2 6' PANELS +1 4' PANEL
+1 COZY COVE



8' STEP (optional)
-1 6' PANEL +2 1' PANELS
-1 4' BRACE +1 8' STEP



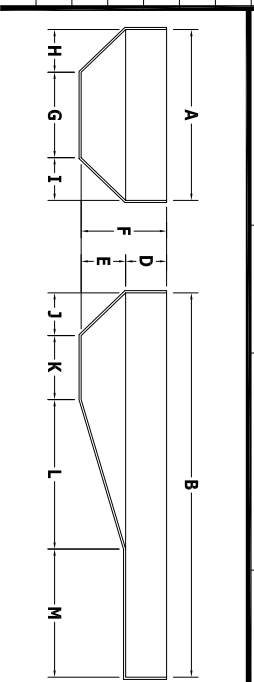
6' STEP (optional)
-1 6' PANEL
+1 6' STEP



DIMENSIONS

Label	Value	Label	Value
A	18'6"	K	6'
B	39'9"	L	14'
D	3'4"	M	15'9"
E	4'8"	M2	-
F	8'	T	18'6"
G	10'	S	13'9"
H	4'3"	N	26'
I	4'3"	P	9'
J	4'3"	U	-

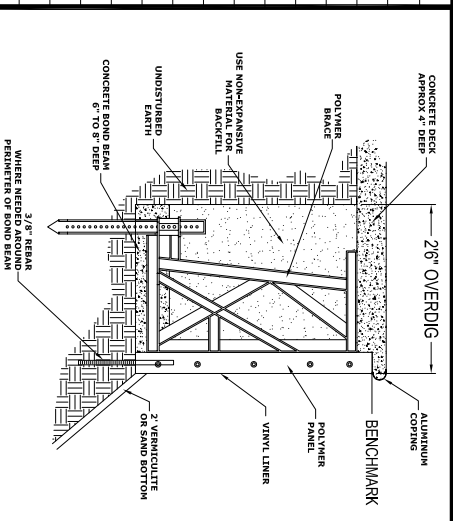
APSP TYPE	II	SQ. FOOTAGE	681
PERIMETER	104'6"	GALLONS	22581



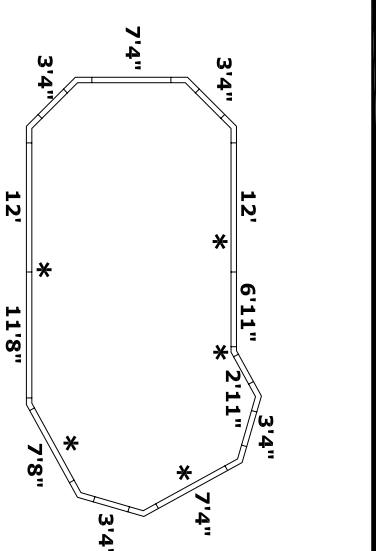
BILL OF MATERIALS

QTY	PART	DESCRIPTION
9	HP306	6' PANEL
1	HP306L	6' PANEL (LIGHT)
2	HP306A	6' PANEL (A/G)
3	HP304	4' PANEL
2	HP303	3' PANEL
2	HP317	29" SPECIAL PANEL
2	HP302	2' PANEL
2	HP382S	18" SPECIAL PANEL
1	HP321	30" LAZY-ELL PANEL
1	HP320	REV 30" LAZY-ELL PANEL
8	H01576	45° WEDGE
24	HP399	BRACE

OVERDIG DETAIL



COPING LAYOUT



NO DIVING WARNING

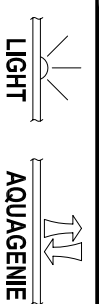
ATTENTION DEALER/BUILDER:
It is your responsibility to ensure the safety package provided is delivered to the pool owner and that the "NO DIVING" labels are properly installed.

NO DIVING WARNING LABELS MUST BE INSTALLED IN NO DIVING AREAS ACCORDING TO NSPI SPECIFICATIONS

A DANGER
NO DIVING
SHALLOW WATER
DIVING MAY CAUSE DEATH OR PERMANENT INJURY

* SUGGESTED LABEL LOCATIONS ARE SPECIFIED IN THE COPING LAYOUT

PRE-CUT PANEL LEGEND



GENERAL NOTES

- These are finished dimensions ready for the liner.
- Dimensions are from inside pool panels.
- The ideal water level should be to the middle of the skimmer opening(s).

EXCAVATION NOTES

- Rough excavation should be 2" deeper in each instance.
- Soil to have minimum bearing capacity of 2000 P.S.F.
- Locate top of pool at least 6" above surrounding land elevation.
- See Overdig Detail for excavation around pool.
- Fill voids under base of panels and lamp well.
- Backfill with non-expansive material.

ADDITIONAL NOTES

THIS DOCUMENT IS FOR ILLUSTRATIVE PURPOSES ONLY.
The dealer or contractor who sells or installs your pool is an independent contractor and is not an agent of the Manufacturer. The construction methods illustrated here are suggestions and apply only to normal ground conditions. There may be additional precautions and/or methods of construction. Proper installation is the responsibility of the dealer/builder/contractor.

DATE	PANEL LINE	DRAWING TITLE	DRAWING NUMBER
JAN 2007	CORNERSTONE	18'6" X 39'9" GRECIAN LAZY-ELL RIGHT	30416



543 South Main Street - Sweetwater, TN 37874