

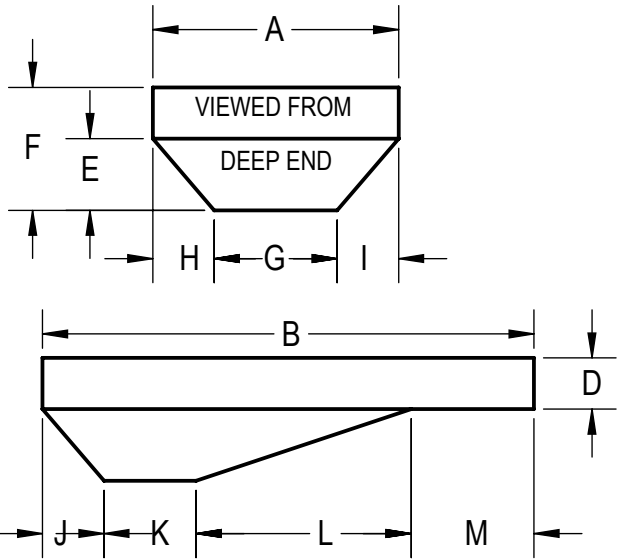
20' X 39'9" DOUBLE ROMAN 2'R

REVISION HISTORY

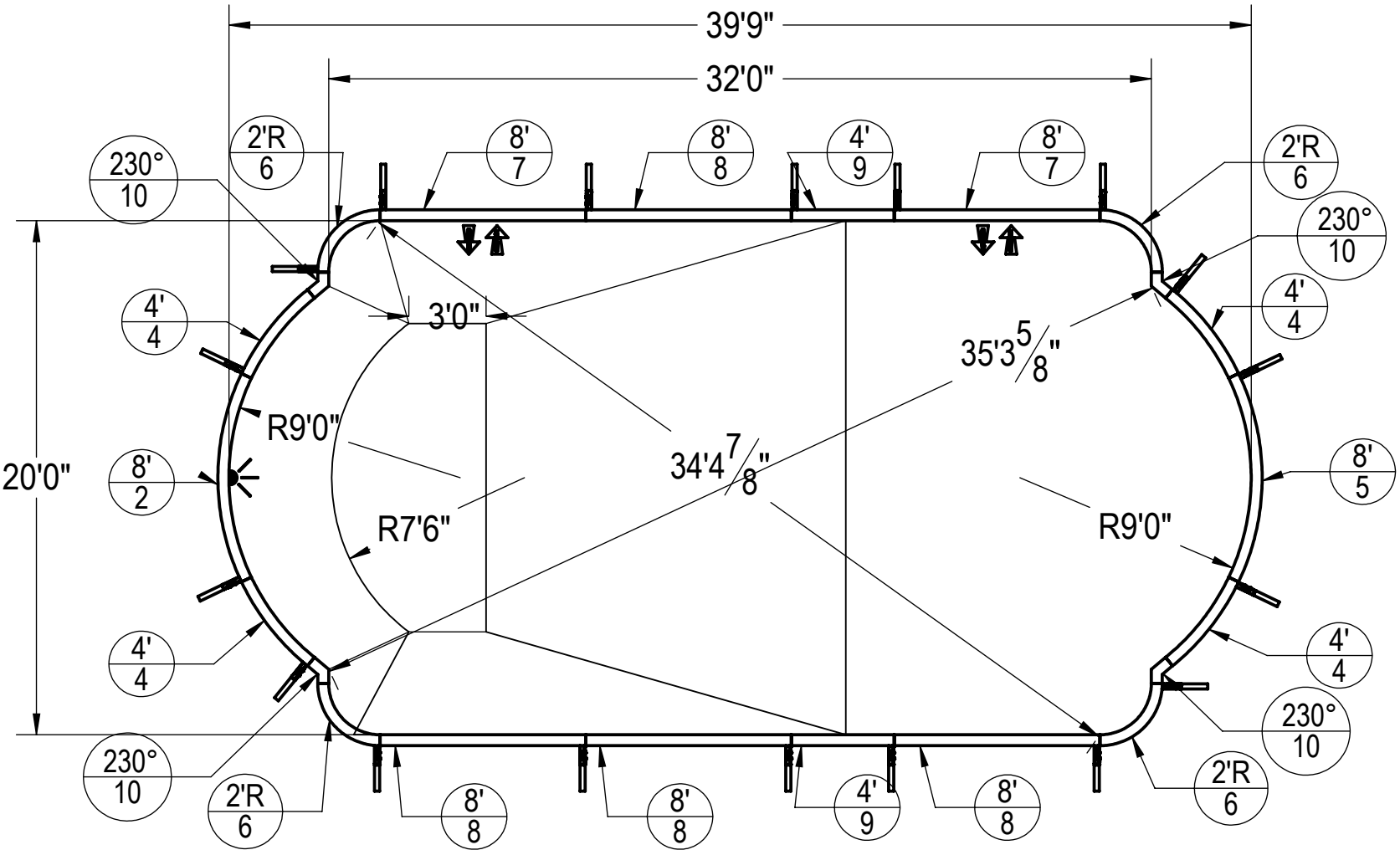
REV.	DESCRIPTION	DATE	STATUS	ECO	BY
------	-------------	------	--------	-----	----

DIMENSIONS

SQ FOOT	795	PERIMETER	105'8"	GALLONS	25589
---------	-----	-----------	--------	---------	-------



A	20'	K	6'0"
B	39'-9"	L	14'0"
D	3'4"	M	15' 9"
E	4'-8"	M2	
F	8'0"	T	
G	12'0"	S	
H	4'0"	N	
I	4'0"	P	
J	4'0"	U	



- NOTES:
- THESE ARE FINISHED DIMENSIONS READY FOR THE LINER.
  - DIMENSIONS ARE FROM INSIDE POOL PANELS.
  - THE IDEAL WATER LEVEL SHOULD BE TO THE MIDDLE OF THE SKIMMER OPENING(S).
- EXCAVATION NOTES:
- ROUGH EXCAVATION SHOULD BE 2" DEEPER IN EACH INSTANCE.
  - SOIL TO HAVE MINIMUM BEARING CAPACITY OF 2000 PSF.
  - LOCATE TOP OF POOL AT LEAST 6" ABOVE THE SURROUNDING LAND ELEVATION.
  - SEE "OVER DIG DETAIL" FOR EXCAVATION AROUND POOL.
  - FILL VOIDS UNDER BASE OF PANELS AND TAMP WELL.
  - BACK FILL WITH NON-EXPANSIVE MATERIAL.

**IMPORTANT NOTES:**  
THIS DOCUMENT IS FOR ILLUSTRATIVE PURPOSES ONLY. THE DEALER OR CONTRACTOR WHO SELLS OR INSTALLS YOUR POOL IS AN INDEPENDENT CONTRACTOR AND IS NOT AN AGENT OF THE MANUFACTURER. THE CONSTRUCTION METHODS ILLUSTRATED HERE ARE SUGGESTIONS AND APPLY ONLY TO NORMAL GROUND CONDITIONS. THERE MAY BE ADDITIONAL PRECAUTIONS AND/OR METHODS OF CONSTRUCTION. PROPER INSTALLATION IS THE RESPONSIBILITY OF THE DEALER/BUILDER/CONTRACTOR.

PANEL LEGEND

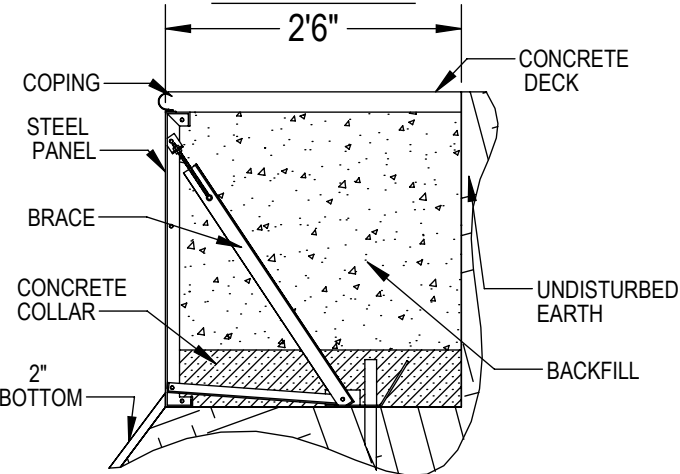


**NO DIVING WARNING:**  
ATTENTION DEALER/BUILDER:  
It is your responsibility to ensure the safety package provided is delivered to the pool owner and that the "NO DIVING" labels are properly installed.



"NO DIVING" WARNING LABELS MUST BE INSTALLED IN NO DIVING AREAS ACCORDING TO ANSI SPECIFICATIONS

OVERDIG DETAIL



ITEM NO.	PART NUMBER	DESCRIPTION	QTY.
2	HPSD9R8L	9'R 8' LIGHT PANEL	1
3	HPSFOB	STEEL BRACE	18
4	HPSD9R4	9'R 4' PLAIN PANEL	4
5	HPSD9R8	9'R 8' PLAIN PANEL	1
6	HPSD2R	2'R PANEL	4
7	HPSD108AG	8' AG PANEL	2
8	HPSD108P	8' PLAIN PANEL	4
9	HPSD104P	4' PLAIN PANEL	2
10	HPSD6X8230	6 1/2" X 8 3/4" 230° ELL	4
11	HPS1916	BOLT PACK 50 PCS	4

ENGINEERING DRAWING NUMBER:  
00001248

WEIGHT:  
86.515 lbs  
VOLUME:  
2394.720 Inch<sup>3</sup>  
COLOR:  
NA  
HEAT TREAT:  
NA  
FINISH:  
NA  
TEXTURE:  
NA

UNLESS OTHERWISE SPECIFIED  
DIMENSIONS ARE IN INCHES  
TOLERANCES  
DECIMALS: X ± 0.1  
XX ± 0.01  
XXX ± 0.005  
XXXX ± 0.0005  
ANGULAR: X ± 0.5  
THIRD ANGLE PROJECTION

DESIGNED BY:  
RCOLBOCH  
DETAILED BY:  
Rcolboch  
LAST REVISED BY:  
rcolboch  
MATERIAL:  
Material <not specified>

CREATION DATE:  
10/17/2012  
DETAILED DATE:  
8/30/2012  
LAST REVISED DATE:  
11/16/2012

TITLE:  
20" X 39'9" DOUBLE ROMAN 2'R

PART NUMBER:  
60850

SCALE:  
1:96  
SHEET:  
1 OF 1

SIZE:  
B