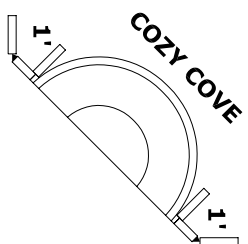
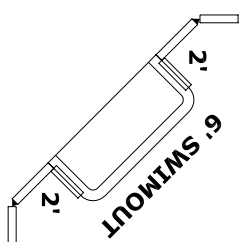



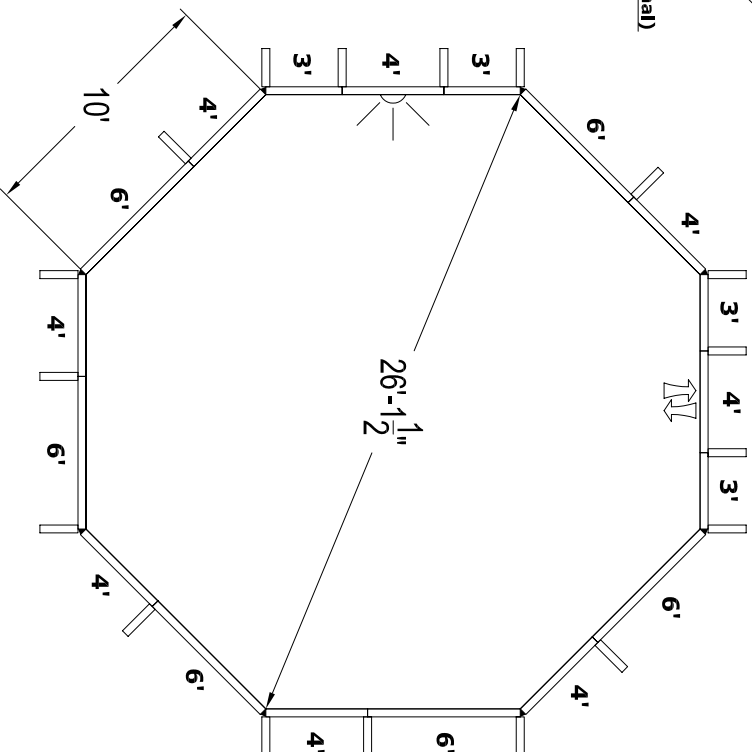
24' OCTAGON



- 8' COZY COVE (optional)
- 1 6' PANEL
- 1 4' PANEL
- +2 1' PANEL
- +1 BRACE
- +1 8' COZY COVE

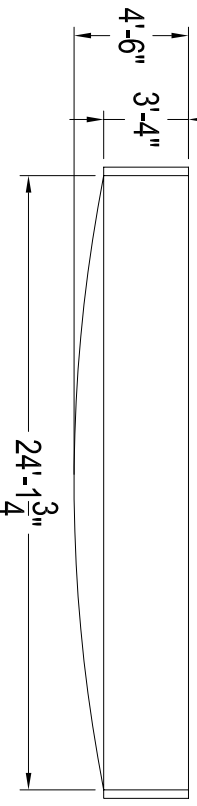


- 6' SWIMOUT (optional)
- 1 6' PANEL
- 1 4' PANEL
- +2 2' PANELS
- +1 BRACE
- +1 6' SWIMOUT



- 8' STEP (optional)
- 1 6' PANEL
- 1 4' PANEL
- +2 1' PANEL
- +1 BRACE
- +1 8' STEP

BOTTOM IS DISHED EVENLY TO CENTER



GENERAL NOTES

1. These are finished dimensions ready for the liner.
2. Dimensions are from inside pool panels.
3. The ideal water level should be to the middle of the skimmer opening(s).

EXCAVATION NOTES

1. Rough excavation should be 2" deeper in each instance.
2. Soil to have minimum bearing capacity of 2000 P.S.F.
3. Locate top of pool at least 6" above surrounding land elevation.
4. See Overdig Detail for excavation around pool.
5. Fill voids under base of panels and lamp well.
6. Backfill with non-expansive material.

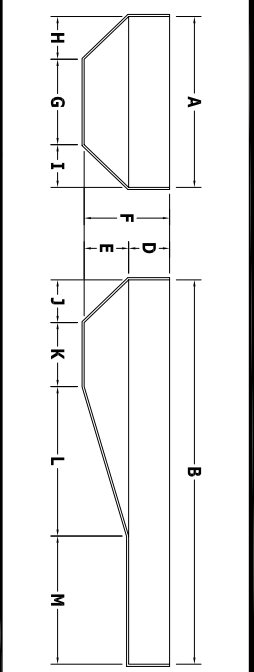
ADDITIONAL NOTES

THIS DOCUMENT IS FOR ILLUSTRATIVE PURPOSES ONLY. THE DEALER OR CONTRACTOR WHO SELLS OR INSTALLS YOUR POOL IS AN INDEPENDENT CONTRACTOR AND IS NOT AN AGENT OF THE MANUFACTURER. THE CONSTRUCTION METHODS ILLUSTRATED HERE ARE SUGGESTIONS AND APPLY ONLY TO NORMAL GROUND CONDITIONS. THERE MAY BE ADDITIONAL PRECAUTIONS AND/OR METHODS OF CONSTRUCTION. PROPER INSTALLATION IS THE RESPONSIBILITY OF THE DEALER/BUILDER/CONTRACTOR.

DIMENSIONS

Label	Value
A	24' 1 3/4"
B	24' 1 3/4"
D	3' 4"
E	1' 2"
F	4' 6"
G	-
H	12' 3/4"
I	12' 3/4"
J	12' 3/4"

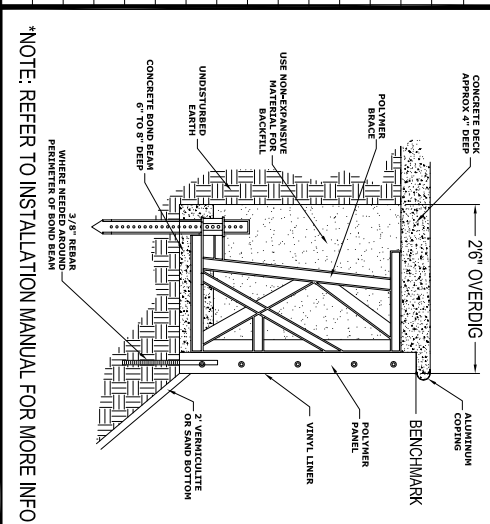
APSP TYPE	0	SQ. FOOTAGE	584
PERIMETER	80'	GALLONS	12976



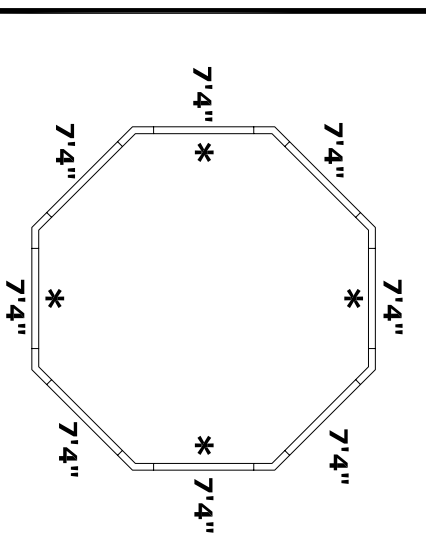
BILL OF MATERIALS

QTY	PART	DESCRIPTION
6	HP306	6' PANEL
6	HP304	4' PANEL
1	HP304L	4' PANEL (LIGHT)
1	HP304A	4' PANEL (A/G)
4	HP303	3' PANEL
8	H01576	45° WEDGE
18	HP399	BRACE

OVERDIG DETAIL



COPING LAYOUT



NO DIVING WARNING

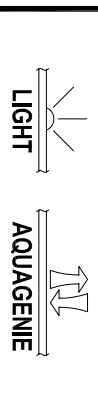
ATTENTION DEALER/BUILDER: It is your responsibility to ensure the safety package provided is delivered to the pool owner and that the "NO DIVING" labels are properly installed.

NO DIVING WARNING LABELS MUST BE INSTALLED IN NO DIVING AREAS ACCORDING TO APSP SPECIFICATIONS



* SUGGESTED LABEL LOCATIONS ARE SPECIFIED IN THE COPING LAYOUT

PRE-CUT PANEL LEGEND



DATE: **JAN 2007**

PANEL LINE: **CORNERSTONE**

543 South Main Street - Sweetwater, TN 37874

DRAWING TITLE: **24' OCTAGON**

DRAWING NUMBER: **30260**