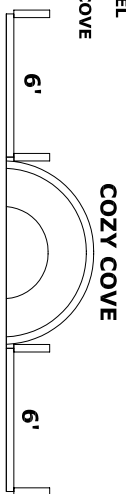
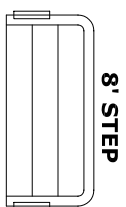


# 16' X 41' X 24' TRUE-ELL RIGHT 4' RADIUS (90°)

- 8' COZY COVER (Optional)  
 -1 5' PANEL  
 -1 3' BRACE  
 +1 COZY COVER

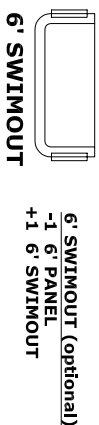
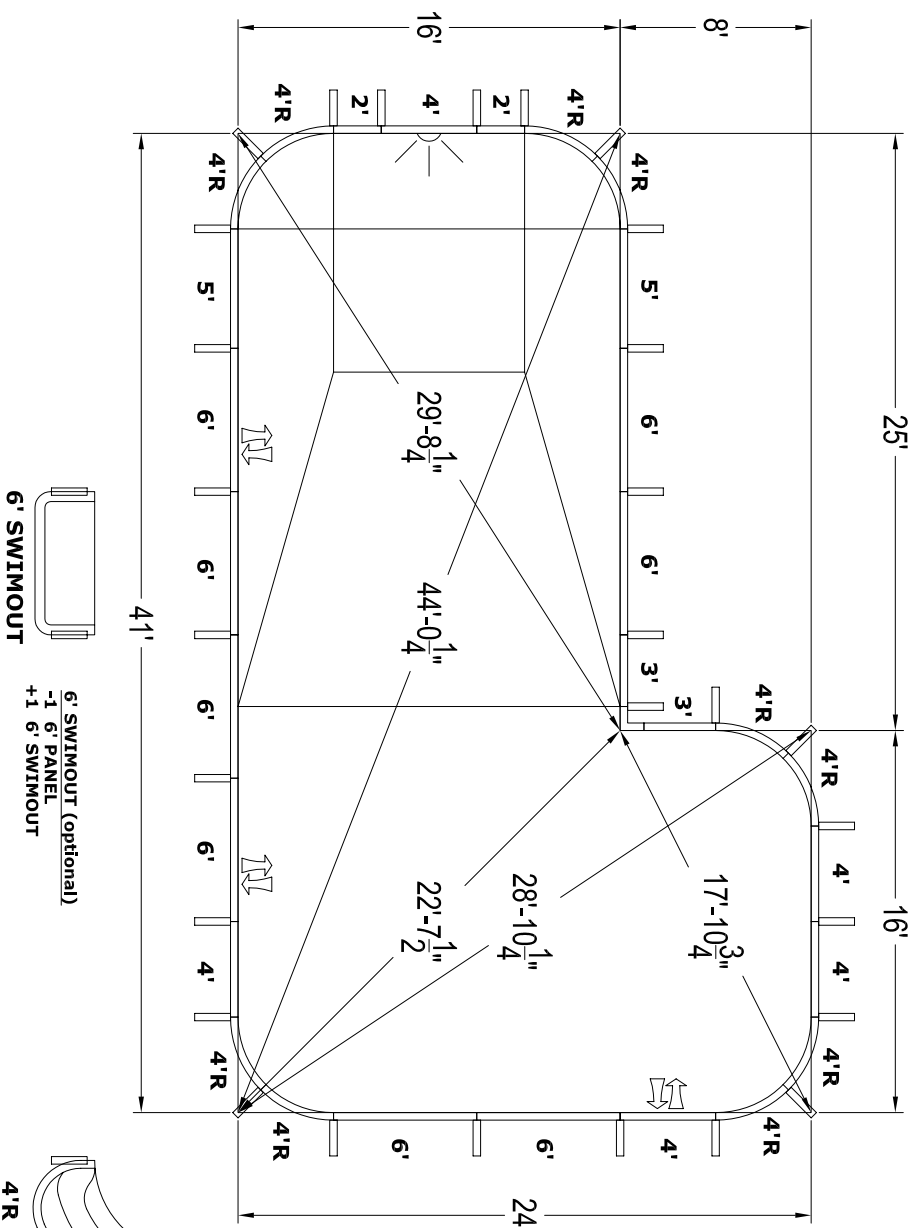


6' COZY COVER




8' STEP

- 8' STEP (Optional)  
 -2 4' PANELS  
 -1 BRACE  
 +1 8' STEP



6' SWIMMOUT (Optional)  
 -1 6' PANEL  
 +1 6' SWIMMOUT

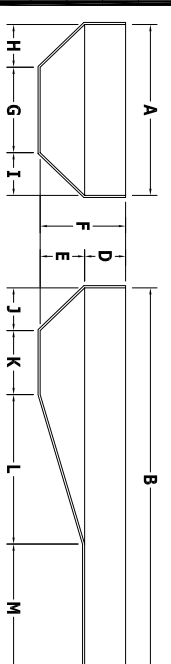


4'R COZY CORNER (Optional)  
 -2 4'R PANELS  
 -1 BRACE  
 +1 4'R COZY CORNER

## DIMENSIONS

Label	Value	Label	Value
A	16'	K	6'
B	41'	L	14'
D	34"	M	17'
E	48"	M2	-
F	8'	T	16'
G	8'	S	24'
H	4'	N	25'
I	4'	P	8'
J	4'	U	-

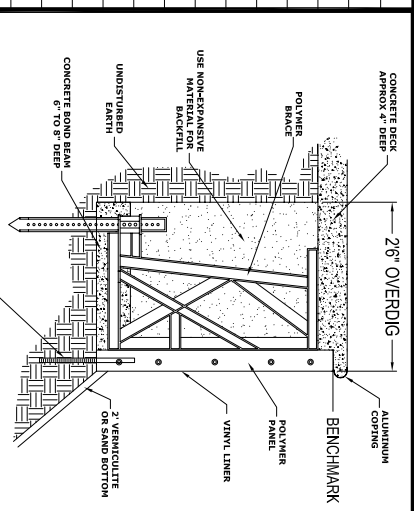
APSP TYPE	II	SQ. FOOTAGE	784
PERIMETER	121'5"	GALLONS	23581



## BILL OF MATERIALS

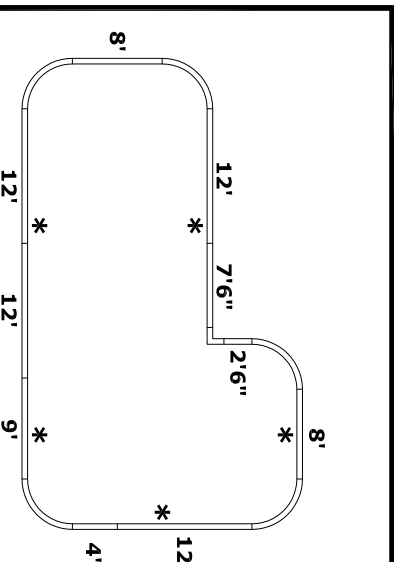
QTY	PART	DESCRIPTION
6	HP306	6' PANEL
2	HP306A	6' PANEL (A/G)
2	HP305	5' PANEL
3	HP304	4' PANEL
1	HP304L	4' PANEL (LIGHT)
1	HP304A	4' PANEL (A/G)
2	HP303	3' PANEL
2	HP302	2' PANEL
10	HP354	4'R PANEL
1	HP322	REVERSE 90° PANEL
29	HP399	BRACE

## OVERDIG DETAIL



\*NOTE: REFER TO INSTALLATION MANUAL FOR MORE INFO.

## COPING LAYOUT



## NO DIVING WARNING

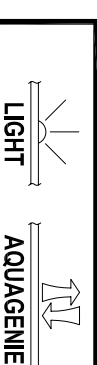
ATTENTION DEALER/BUILDER:  
 It is your responsibility to ensure the safety package provided is delivered to the pool owner and that the "NO DIVING" labels are properly installed.

NO DIVING WARNING LABELS MUST BE INSTALLED IN NO DIVING AREAS ACCORDING TO APSP SPECIFICATIONS



\* SUGGESTED LABEL LOCATIONS ARE SPECIFIED IN THE COPING LAYOUT

## PRE-CUT PANEL LEGEND



## GENERAL NOTES

- These are finished dimensions ready for the liner.
- Dimensions are from inside pool panels.
- The ideal water level should be to the middle of the skimmer opening(s).

## EXCAVATION NOTES

- Rough excavation should be 2" deeper in each instance.
- Soil to have minimum bearing capacity of 2000 P.S.F.
- Locate top of pool at least 6" above surrounding land elevation.
- See "Overdig Detail" for excavation around pool.
- Fill voids under base of panels and ramp well.
- Backfill with non-expansive material.

## ADDITIONAL NOTES

THIS DOCUMENT IS FOR ILLUSTRATIVE PURPOSES ONLY. The dealer or contractor who sells or installs your pool is an independent contractor and is not an agent of the Manufacturer. The construction methods illustrated here are suggestions and apply only to normal ground conditions. There may be additional precautions and/or methods of construction. Proper installation is the responsibility of the dealer/builder/contractor.



543 South Main Street - Sweetwater, TN 37874

DATE	PANEL LINE	DRAWING TITLE	DRAWING NUMBER
JAN 2007	CORNERSTONE	16' X 41' X 24' TRUE-ELL RIGHT 4' RADIUS	30521