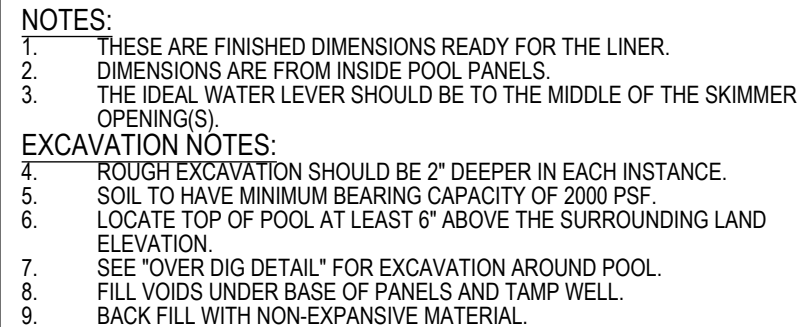
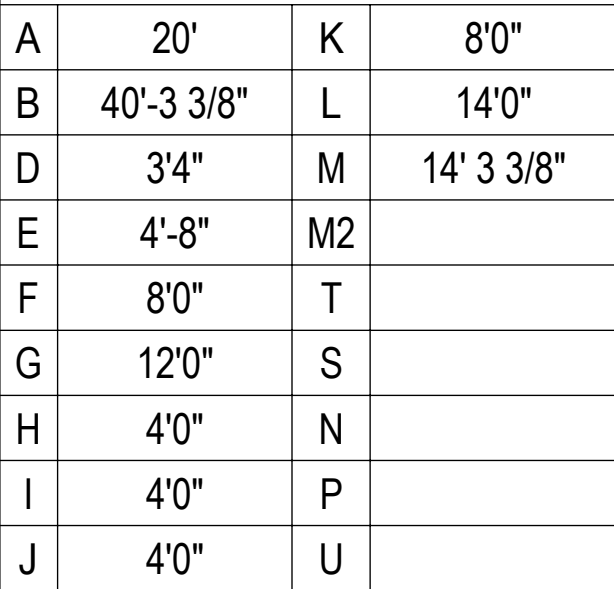




154


DIMENSIONS	SQ FOOT	644	PERIMETER	100'1"	GALLONS	23075
------------	---------	-----	-----------	--------	---------	-------



PANEL LEGEND

 LIGHT

 SKIMMER

 AQUAGENIE

⚠ DANGER
NO SWIMMING
SHALLOW WATER
CAUTION: POOL FLOOR IS NOT SLIP-RESISTANT

OVERDIG DETAIL

2'6"

COPING

STEEL PANEL

BRACE

CONCRETE COLLAR

2" BOTTOM

CONCRETE DECK

UNDISTURBED EARTH

BACKFILL

This diagram illustrates the cross-section of a bridge deck overdig detail. A concrete deck is shown with a coping on top. A steel panel is embedded in the deck, supported by a brace. A concrete collar is located at the bottom of the steel panel. The bottom of the collar is 2 inches thick. The area below the collar is backfill, and the area to the right is undisturbed earth. The overall width of the detail is 2 feet 6 inches.

ENGINEERING DRAWING NUMBER: 00001244	WEIGHT: 86.515 lbs	UNLESS OTHERWISE SPECIFIED	DESIGNED BY: RCOLBOCH	CREATION DATE: 10/17/2012	SAMSON STEEL BY HYDRA POOLS		
	VOLUME: 2394.720 Inch³		DIMENSIONS ARE IN INCHES	DETAILED BY: Rcolboch			
	COLOR: NA		TOLERANCES DECIMALS: X ± 0.1 XX ± 0.01 XXX ± 0.005 XXXX ± 0.0005	LAST REVISED BY: rcolboch	LAST REVISED DATE: 11/16/2012	TITLE: 20" X 40" ROMAN END DEEP 2"R	
	HEAT TREAT: NA		ANGULAR: X ± 0.5 THIRD ANGLE PROJECTION	MATERIAL: Material <not specified>	PART NUMBER: 60810	SCALE: 1:96	SIZE: B
	FINISH: NA					SHEET: 1 OF 1	
	TEXTURE: NA						