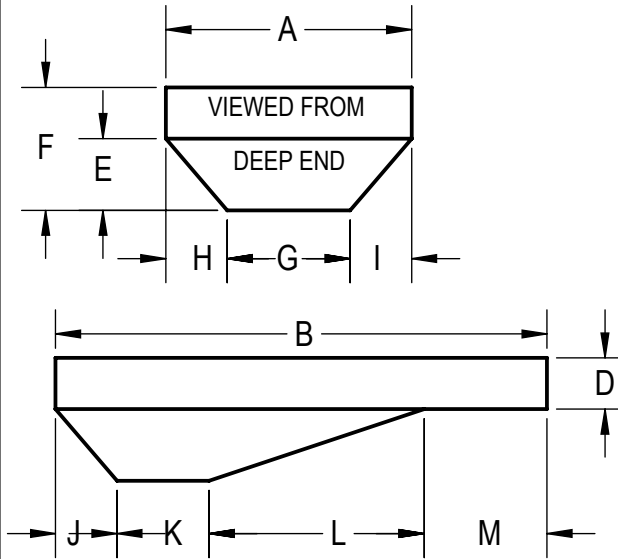


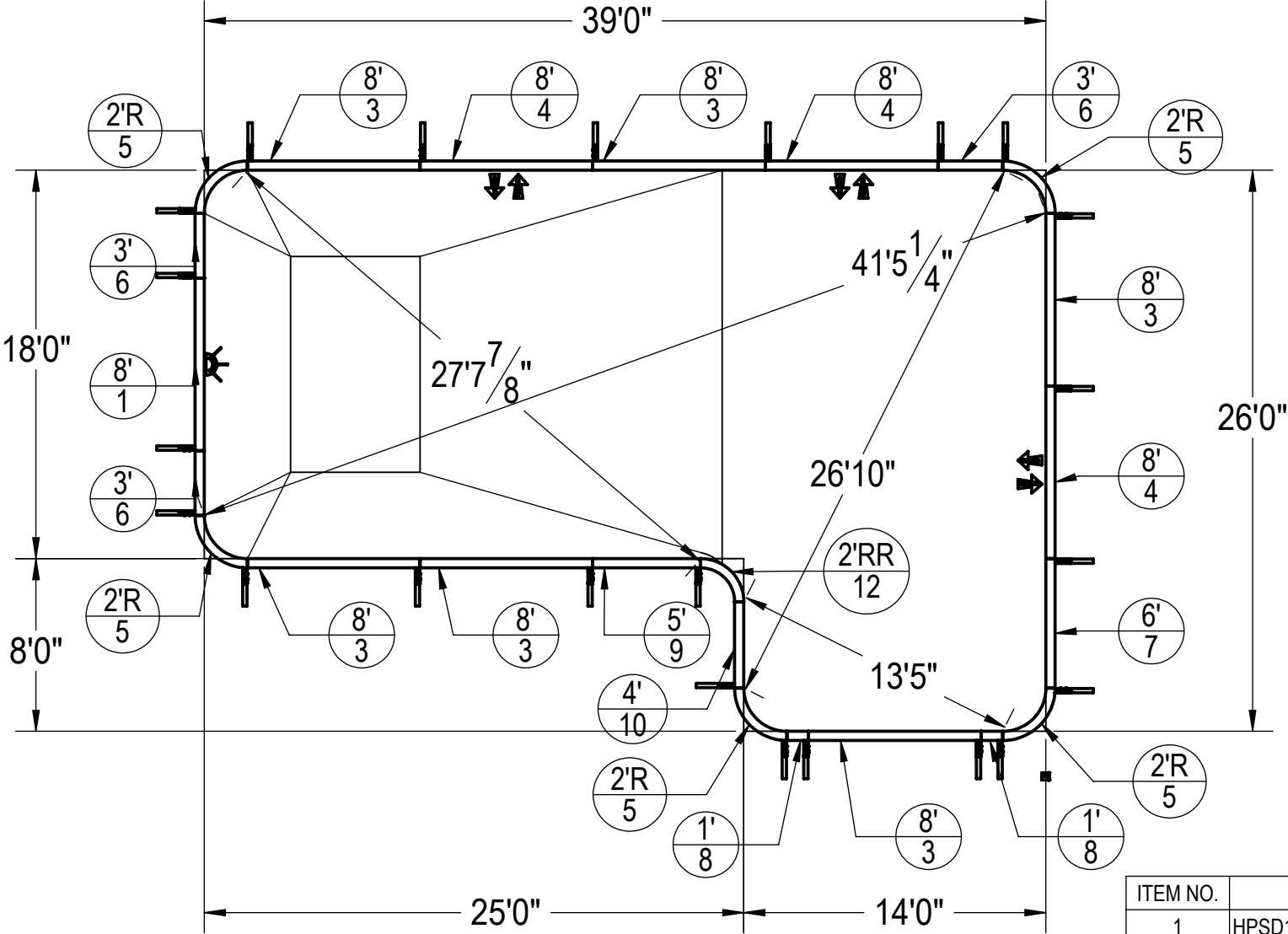
18' X 39' X 26' TRUE ELL LEFT 2'R

REVISION HISTORY					
REV.	DESCRIPTION	DATE	STATUS	ECO	BY

DIMENSIONS	SQ FOOT	814	PERIMETER	124'10"	GALLONS	28778
------------	---------	-----	-----------	---------	---------	-------



A	18'	K	6'0"
B	39'	L	14'0"
D	3'4"	M	15'0"
E	4'-8"	M2	
F	8'0"	T	14'0"
G	10'0"	S	26'0"
H	4'0"	N	25'0"
I	4'0"	P	8'0"
J	4'0"	U	



ITEM NO.	PART NUMBER	DESCRIPTION	QTY.
1	HPSD108L	8' LIGHT PANEL	1
2	HPSFOB	STEEL BRACE	23
3	HPSD108P	8' PLAIN PANEL	6
4	HPSD108AG	8' AG PANEL	3
5	HPSD2R	2'R PANEL	5
6	HPSD103P	3' PLAIN PANEL	3
7	HPSD106P	6' PLAIN PANEL	1
8	HPSD101P	1' PLAIN PANEL	2
9	HPS105P	5' PLAIN PANEL	1
10	HPSD104P	4' PLAIN PANEL	1
11	HPS1916	BOLT PACK 50 PCS	5
12	HPSD2RR	2'R REVERSE PANEL	1

- NOTES:
- THESE ARE FINISHED DIMENSIONS READY FOR THE LINER.
  - DIMENSIONS ARE FROM INSIDE POOL PANELS.
  - THE IDEAL WATER LEVEL SHOULD BE TO THE MIDDLE OF THE SKIMMER OPENING(S).
- EXCAVATION NOTES:
- ROUGH EXCAVATION SHOULD BE 2" DEEPER IN EACH INSTANCE.
  - SOIL TO HAVE MINIMUM BEARING CAPACITY OF 2000 PSF.
  - LOCATE TOP OF POOL AT LEAST 6" ABOVE THE SURROUNDING LAND ELEVATION.
  - SEE "OVER DIG DETAIL" FOR EXCAVATION AROUND POOL.
  - FILL VOIDS UNDER BASE OF PANELS AND TAMP WELL.
  - BACK FILL WITH NON-EXPANSIVE MATERIAL.

**IMPORTANT NOTES:**  
THIS DOCUMENT IS FOR ILLUSTRATIVE PURPOSES ONLY. THE DEALER OR CONTRACTOR WHO SELLS OR INSTALLS YOUR POOL IS AN INDEPENDENT CONTRACTOR AND IS NOT AN AGENT OF THE MANUFACTURER. THE CONSTRUCTION METHODS ILLUSTRATED HERE ARE SUGGESTIONS AND APPLY ONLY TO NORMAL GROUND CONDITIONS. THERE MAY BE ADDITIONAL PRECAUTIONS AND/OR METHODS OF CONSTRUCTION. PROPER INSTALLATION IS THE RESPONSIBILITY OF THE DEALER/BUILDER/CONTRACTOR.

PANEL LEGEND

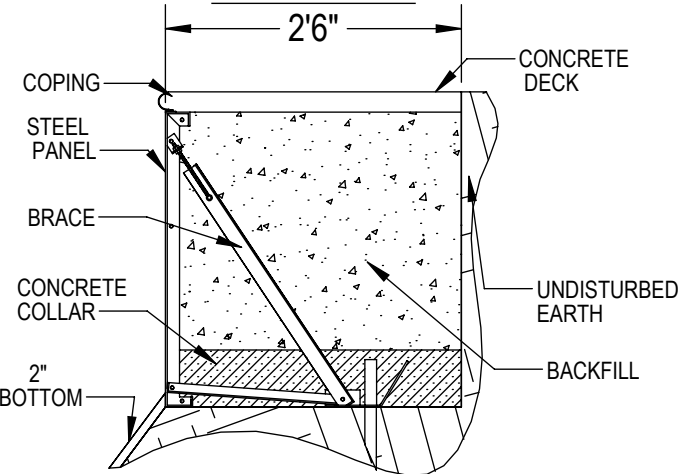


**NO DIVING WARNING:**  
ATTENTION DEALER/BUILDER:  
It is your responsibility to ensure the safety package provided is delivered to the pool owner and that the "NO DIVING" labels are properly installed.



"NO DIVING" WARNING LABELS MUST BE INSTALLED IN NO DIVING AREAS ACCORDING TO ANSI SPECIFICATIONS

OVERDIG DETAIL



ENGINEERING DRAWING NUMBER: 00001167	WEIGHT: 86.515 lbs	UNLESS OTHERWISE SPECIFIED DIMENSIONS ARE IN INCHES TOLERANCES DECIMALS: X ± 0.1 XX ± 0.01 XXX ± 0.005 XXXX ± 0.0005 ANGULAR: X ± 0.5 THIRD ANGLE PROJECTION	DESIGNED BY: RCOLBOCH	CREATION DATE: 10/17/2012	TITLE: 18' X 39' X 26' TRUE ELL LEFT 2'R
	VOLUME: 2394.720 Inch³		DETAILED BY: Rcolboch	DETAILED DATE: 8/30/2012	
	COLOR: NA		LAST REVISED BY: rcolboch	LAST REVISED DATE: 11/16/2012	
	HEAT TREAT: NA		MATERIAL: Material <not specified>		
	FINISH: NA				PART NUMBER: 60570
	TEXTURE: NA				SCALE: 1:96 SHEET: 1 OF 1
					SIZE: B