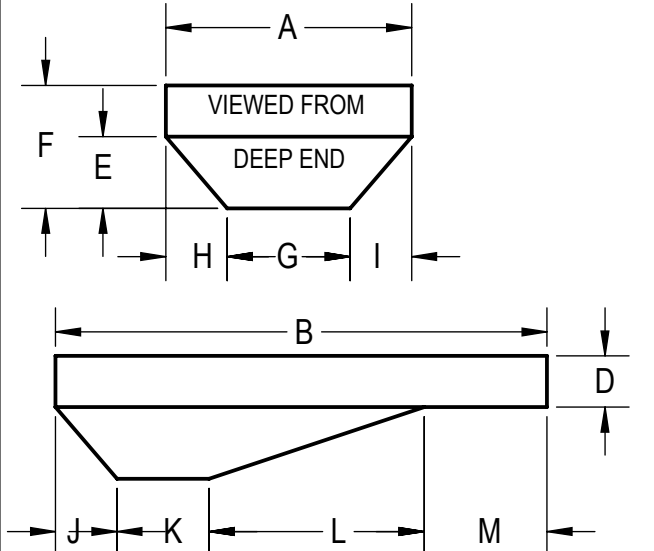


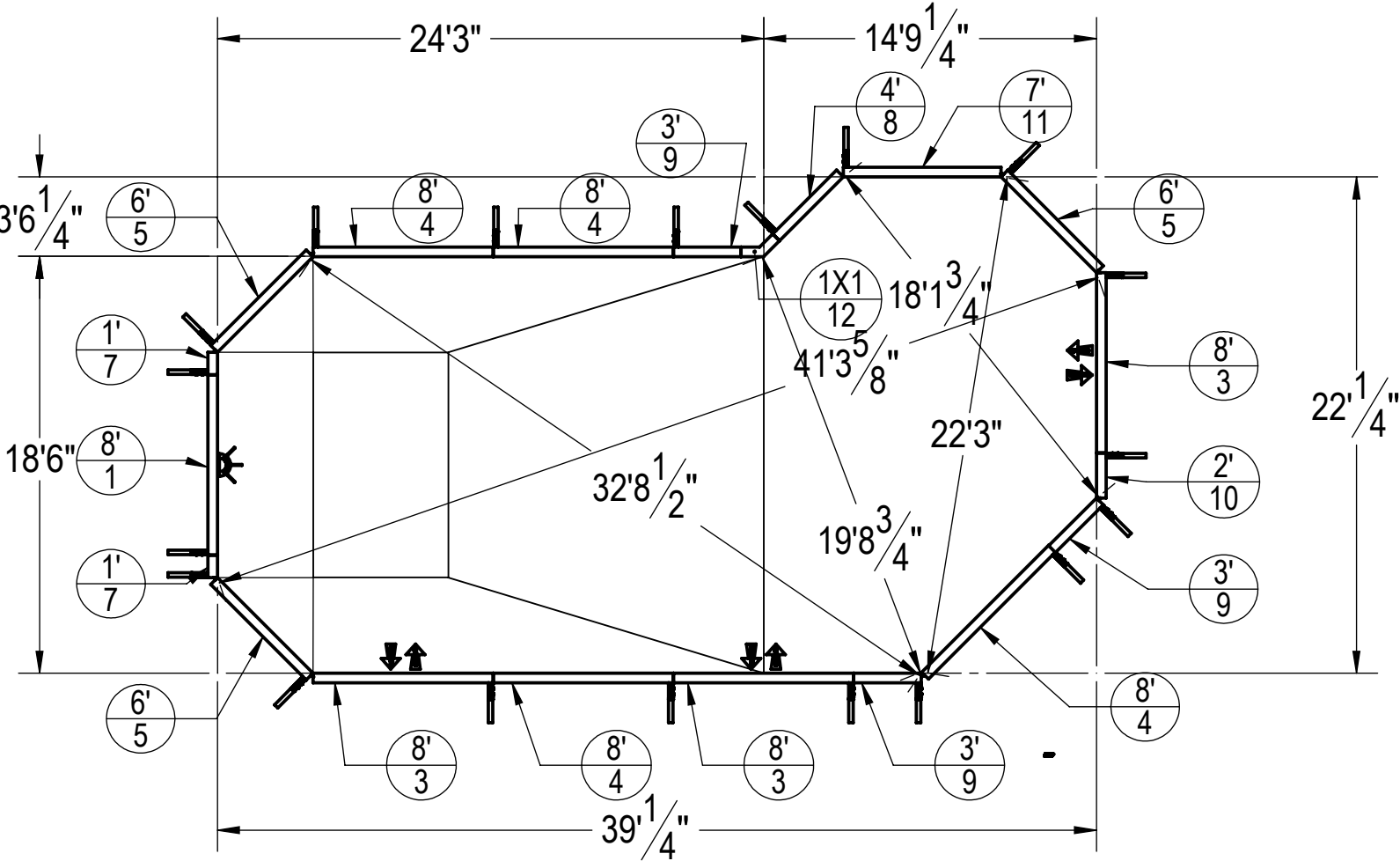
18'6" X 39' X 22' GRECIAN TRUE ELL RIGHT

REVISION HISTORY					
REV.	DESCRIPTION	DATE	STATUS	ECO	BY

DIMENSIONS	SQ FOOT	912	PERIMETER	137'5"	GALLONS	26742
------------	---------	-----	-----------	--------	---------	-------



A	18'-6"	K	6'0"
B	39' 1/4"	L	14'0"
D	3'4"	M	32'8 1/2"
E	4'-8"	M2	
F	8'0"	T	22' 1/4"
G	10'0"	S	14'9 1/4"
H	4'3"	N	24'3"
I	4'3"	P	3'6 1/4"
J	4'3"	U	



ITEM NO.	PART NUMBER	DESCRIPTION	QTY.
1	HPSD108L	8' LIGHT PANEL	1
2	HPSFOB	STEEL BRACE	19
3	HPSD108AG	8' AG PANEL	3
4	HPSD108P	8' PLAIN PANEL	4
5	HPSD106P	6' PLAIN PANEL	3
6	HPS45I	45° INSERT	9
7	HPSD101P	1' PLAIN PANEL	2
8	HPSD104P	4' PLAIN PANEL	1
9	HPSD103P	3' PLAIN PANEL	3
10	HPSD102P	2' PLAIN PANEL	1
11	HPSD107P	7' PLAIN PANEL	1
12	HPS1X1R45L	1'X 1' R 45° ELL	1
13	HPS1916	BOLT PACK 50 PCS	6

- NOTES:
- THESE ARE FINISHED DIMENSIONS READY FOR THE LINER.
  - DIMENSIONS ARE FROM INSIDE POOL PANELS.
  - THE IDEAL WATER LEVEL SHOULD BE TO THE MIDDLE OF THE SKIMMER OPENING(S).
- EXCAVATION NOTES:
- ROUGH EXCAVATION SHOULD BE 2" DEEPER IN EACH INSTANCE.
  - SOIL TO HAVE MINIMUM BEARING CAPACITY OF 2000 PSF.
  - LOCATE TOP OF POOL AT LEAST 6" ABOVE THE SURROUNDING LAND ELEVATION.
  - SEE "OVER DIG DETAIL" FOR EXCAVATION AROUND POOL.
  - FILL VOIDS UNDER BASE OF PANELS AND TAMP WELL.
  - BACK FILL WITH NON-EXPANSIVE MATERIAL.

IMPORTANT NOTES:  
THIS DOCUMENT IS FOR ILLUSTRATIVE PURPOSES ONLY. THE DEALER OR CONTRACTOR WHO SELLS OR INSTALLS YOUR POOL IS AN INDEPENDENT CONTRACTOR AND IS NOT AN AGENT OF THE MANUFACTURER. THE CONSTRUCTION METHODS ILLUSTRATED HERE ARE SUGGESTIONS AND APPLY ONLY TO NORMAL GROUND CONDITIONS. THERE MAY BE ADDITIONAL PRECAUTIONS AND/OR METHODS OF CONSTRUCTION. PROPER INSTALLATION IS THE RESPONSIBILITY OF THE DEALER/BUILDER/CONTRACTOR.

PANEL LEGEND

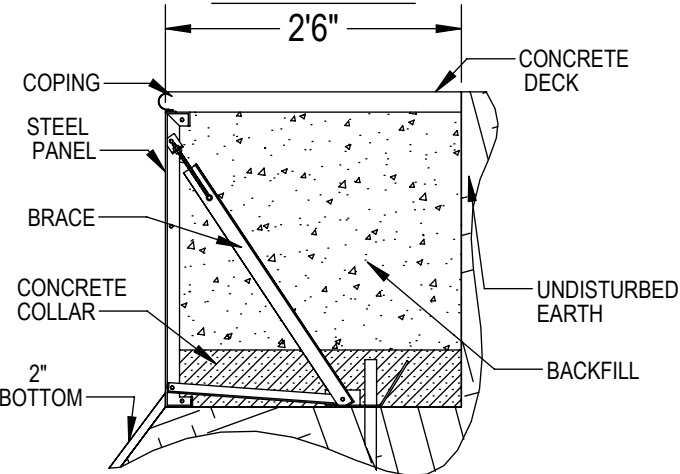


NO DIVING WARNING:  
ATTENTION DEALER/BUILDER:  
It is your responsibility to ensure the safety package provided is delivered to the pool owner and that the "NO DIVING" labels are properly installed.



"NO DIVING" WARNING LABELS MUST BE INSTALLED IN NO DIVING AREAS ACCORDING TO ANSI SPECIFICATIONS

OVERDIG DETAIL



ENGINEERING DRAWING NUMBER: <b>00001165</b>	WEIGHT: 86.515 lbs	<b>UNLESS OTHERWISE SPECIFIED</b>  DIMENSIONS ARE IN INCHES  TOLERANCES DECIMALS: X ± 0.1 XX ± 0.01 XXX ± 0.005 XXXX ± 0.0005  ANGULAR: X ± 0.5 THIRD ANGLE PROJECTION  	DESIGNED BY: RCOLBOCH	CREATION DATE: 10/17/2012	<b>SAMSON STEEL BY HYDRA POOLS</b>				
	VOLUME: 2394.720 Inch³			DETAILED BY: Rcolboch					DETAILED DATE: 8/30/2012
	COLOR: NA			LAST REVISED BY: rcolboch	LAST REVISED DATE: 11/16/2012	TITLE: <b>18'6" X 39' X 22' GRECIAN TRUE ELL RIGHT</b>			
	HEAT TREAT: NA			MATERIAL: Material <not specified>					
	FINISH: NA					PART NUMBER:  <b>60561</b>		SCALE: 1:96	SIZE: <b>B</b>
	TEXTURE: NA							SHEET: 1 OF 1	